


லாரீகை காரீச சா஁ன லாரீகால  
வருடாந்த செயல்திறன் அறிக்கை  
ANNUAL PERFORMANCE REPORT

செலவா ஁ ஁ேகீச வெலடிச சேலா அலாநாா஁ச  
சுகாதார ஁ற்றும் சதேச வைத்திய சேவைகள் அமைச்சு  
Ministry of Health and Indigenous Medical Services

2019



# **ANNUAL PERFORMANCE REPORT**



**2019**

**Ministry of Health & Indigenous Medical  
Services, Sri Lanka**



## Table of Contents

Chapter	Description	Page No.
<b>1</b>	<b>Institutional Profile/Executive Summary</b>	01
1.1	Introduction	02
1.2	Vision, Mission, Objectives of the Institution	03
1.3	Key Functions	04
1.4	Organizational Chart	05
1.5	Departments under the Ministry	08
1.6	Institutions/Funds coming under the Ministry	08
1.7	Details of the Foreign Funded Projects	12
<b>2</b>	<b>Progress and the Future Outlook</b> - Special Achievements, challenges and future goals	14
<b>3</b>	<b>Overall Financial Performance for the Year</b>	69
3.1	Statement of Financial Performance	70
3.3	Statement of Financial Position	71
3.4	Statement of Cash Flows	72
3.5	Notes to the Financial Statements	73
3.6	Performance of the Revenue Collection	73
3.7	Performance of the Utilization of Allocation	74
3.8	In terms of F.R.208 grant of allocations for expenditure to this Department as an agent of the other Ministries/ Departments	74
3.9	Performance of the Reporting of Non-Financial Assets	75
3.10	Auditor General's Report	76
<b>4</b>	<b>Performance indicators</b>	89
4.1	Performance indicators of the Institute	90
<b>5</b>	<b>Performance of the achieving Sustainable Development Goals (SDG)</b>	113
5.1	Identified respective Sustainable Developments Goals	114
5.2	Achievements and challenges of the Sustainable Development Goals	119
<b>6</b>	<b>Human Resource Profile</b>	120
6.1	Cadre Management	121
6.2	How the shortage or excess in human resources has been affected to the performance of the institute	121
6.3	Human Resource Development	121
<b>7</b>	<b>Compliance Report</b>	134
	<b>List of Abbreviations</b>	i - iii



**CHAPTER 1**  
**Institutional Profile/ Executive**  
**Summary**



## **1.1 Introduction**

With the vision for a healthier nation that contributes to its economic, social, mental and spiritual development, the Ministry of Health and Indigenous Medical Services is committed towards safeguarding the health status of citizens of Sri Lanka by providing quality health services in preventive, curative, administrative and rehabilitative sectors. The Ministry of Health and Indigenous Medical Services is responsible for formulating health policies, setting standards, providing strategic direction for health care delivery in the country, allocating resources, training and management of staff at all healthcare delivery agencies and providing healthcare to all its citizens free of charge at the point of delivery through an extensive network of healthcare institutions.

Sri Lanka provides a free health service to its citizens. At present, much emphasis and focus is made by the Ministry of Health towards strengthening primary healthcare, while maintaining the efforts taken towards improving secondary and tertiary care at the same time. The already well-established and well-functioning primary preventive care services will be maintained while the primary curative care services will be strengthened and reorganized with proper follow-up and referral systems, thus optimizing the services provided to the public with the available resources. These endeavors are carried out with the ultimate aim of achieving Universal Health Coverage (UHC), which would ensure access to promotive, preventive, curative, rehabilitative and palliative health services to all people in need, of sufficient quality to be effective, while also ensuring that the use of these services does not expose the user to financial hardship.

This Annual Performance Report for year 2019 showcases the progress of the annual health sector work plan, as well as the overall health sector performance, against the set targets in year 2019. Further, this publication reports the progress of the key performance indicators, giving an overview of the achievements during the past year.





## 1.2 Vision, Mission, Objectives of the Institution

### **VISION**

**A healthier nation that contributes to its economic, social, mental and spiritual development**

### **MISSION**

**To contribute to social and economic development of Sri Lanka by achieving the highest attainable health status through promotive, preventive, curative and rehabilitative services of high quality made available and accessible to people of Sri Lanka**

### **Objectives**

- Strengthen service delivery to achieve preventive health goals
- Appropriate and accessible high-quality curative care for all Sri Lankan citizens
- Promotion of equitable access to quality rehabilitation care
- Strengthen evidence-based service delivery to support journey along the continuum of care
- Develop new strategies to reduce out-of-pocket spending and reduce financial risk
- Ensure a comprehensive health system through a better re-structuring including Human Resource Management
- Develop strategic partnership with all providers of health care

### **1.3 Key Functions:**

#### **Health:**

1. Formulation of policies, programmes and projects
2. Monitoring and evaluation with regard to the subjects of health and nutrition and those subjects that come under the purview of Departments, Statutory Institutions and Public Corporations listed below
3. Formulation of policies and standards required for public health services
4. Formulation and implementation of programmes to improve public health and nutrition
5. Implementation of rules and regulations in relation to international quarantine and sanitation
6. Regulation and supervision of the quality, standards and pricing of private hospitals and medical centres
7. Regulation and supervision of charitable medical institutions
8. Adoption of measures for the control, prevention and cure of epidemic, communicable and non-communicable diseases
9. Implementation of medical and oral health services of the School Health programme services
10. Matters relating to healthcare in estate sector
11. General sanitation
12. Implementation of the Thripasha Distribution Scheme
13. Management of all hospitals and staff employed therein (other than those under provincial councils)
14. Management and organization of all departments and services in scheduled training hospitals, and liaise with other higher medical education institutions
15. Matters relating to National Blood Transfusion Services
16. Matters relating to production, import and distribution of drugs
17. Administration and personnel management of Sri Lanka Medical Service
18. Expansion of training opportunities required for the enhancement of quality and skills of medical and paramedical services
19. Introduction of new strategies to expand research opportunities in the health sector
20. Matters relating to national health insurance programmes

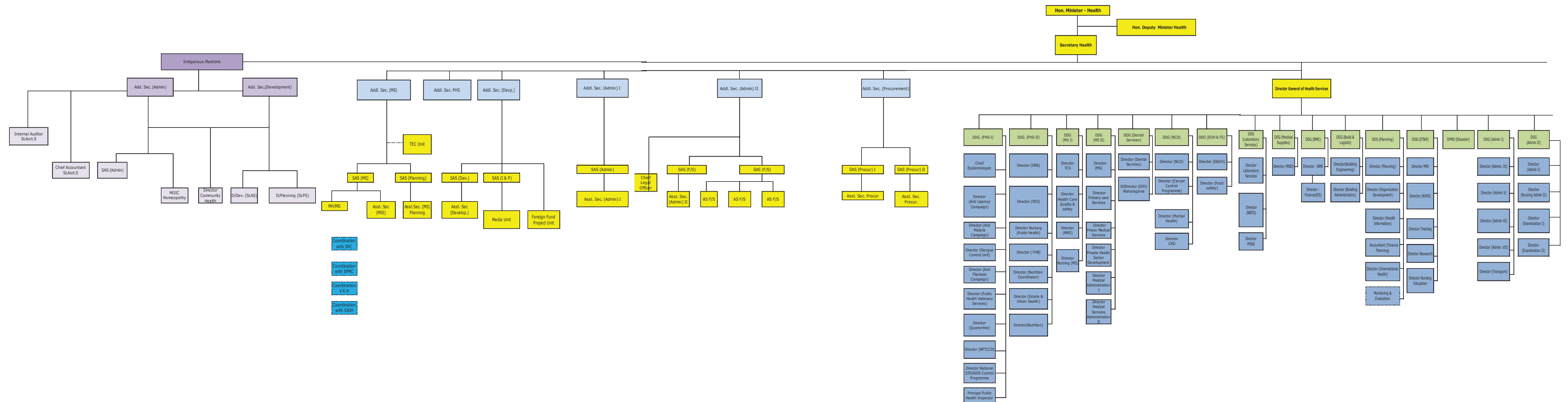
#### **Indigenous Medicine:**

1. Formulating policies for promotion of the system of indigenous medicine
2. Propagation of the system of indigenous medicine for building a healthy nation
3. Protection and promotion of systems of indigenous medicine
4. Increasing production of medicines by widespread operation of cultivating indigenous herbs
5. Promotion of Tourism by way of creating a safe system of Ayurveda Medicine and getting its contribution for development of the country.
6. Bringing about a promotion in the system of Indigenous Medicine

# 1.4 Organizational Chart

National Medicines Regulatory Authority NMRA

Sri Lanka Medical Council SLMC



## 1.5 Main Divisions of the Ministry

### Department of Health

#### Curative care services

- Hospitals under the line ministry
- Oral Health Services
- Estate and Urban Health Services

#### Preventive care services

- Control of Communicable Diseases
- Control of Vector Borne Diseases
- Control of Non-Communicable Diseases
- Maternal and Child Health Services
- Nutrition
- Disaster Preparedness and Response
- Environmental and Occupational Health, and Food Safety
- Health Promotion
- Services for Youth, Elderly and Disabled Persons
- Public Health Veterinary Services
- Tobacco and Alcohol Control

#### Other services

- Education, Training & Research
- Laboratory Services
- Blood Transfusion Services
- Quality and Safety of Health Services
- Medical Supplies Services
- Biomedical Engineering Services
- Management Development and Planning Services
- Human Resource Development
- Financial Services
- Medical Statistics Services
- Regulation of Private Health Services
- Regulation of Medicines & Medical Devices

### Indigenous Medicine Sector

## 1.6 Institutions/ Funds coming under the ministry

### Health:

#### National Hospitals

- National Hospital of Sri Lanka, Colombo
- National Hospital, Kandy

#### Teaching Hospitals

- Colombo South Teaching Hospital (Teaching Hospital Kalubowila)
- Colombo North Teaching Hospital (Teaching Hospital Ragama)
- Teaching Hospital Karapitiya
- Teaching Hospital Ratnapura
- Teaching Hospital Peradeniya
- Teaching Hospital Kuliapitiya
- Teaching Hospital Anuradhapura
- Teaching Hospital Jaffna

## Teaching Hospital Batticaloa

### Specialised Hospitals

Lady Ridgeway Hospital (Teaching)  
De Soysa Hospital for Women (Teaching)  
Castle Street Hospital for Women (Teaching)  
National Dental Hospital (Teaching)  
National Institute for Nephrology Dialysis & Transplantation  
National Eye Hospital  
National Institute of Infectious Diseases - Welisara  
Apeksha Hospital, Maharagama  
National Institute of Mental Health - Angoda  
Institute of Oral Health, Maharagama  
National Hospital for Respiratory Diseases, Welisara  
Rehabilitation Hospital Ragama  
Teaching Hospital Mahamodara  
Sirimawo Bandaranayake Specialized Children's Hospital Peradeniya (Teaching)  
Leprosy Hospital Handala  
Leprosy Hospital Manthivu

### Provincial General Hospitals

Provincial General Hospital Badulla  
Provincial General Hospital Kurunegala

### District General Hospitals

District General Hospital Kalutara  
District General Hospital Negombo  
District General Hospital Matara & Hospital of Godagama  
District General Hospital Hambantota  
District General Hospital Kegalle  
District General Hospital Nuwara Eliya  
District General Hospital Chilaw  
District General Hospital Monaragala  
District General Hospital Polonnaruwa  
District General Hospital Ampara  
District General Hospital Trincomalee

### Base Hospitals A

Base Hospital A Kalmunai North  
Base Hospital A Kalmunai South (Ashroff Memorial Hospital)  
Base Hospital A Akkaraipattu  
Base Hospital A Kantale

### Base Hospitals B

Base Hospital B Mulleriyawa (Colombo East Base Hospital)  
Base Hospital B Beruwala  
Base Hospital B Gampola

### Divisional Hospitals

Divisional Hospital Aluthgama  
Divisional Hospital Dharga Town  
Divisional Hospital Kandana

### Board Managed Hospitals

Sri Jayawardanapura General Hospital  
Wijeya Kumaranathunga Memorial Hospital

Public Health Institutions

Anti Filariasis Campaign  
Anti Leprosy Campaign  
Anti Malaria Campaign  
National Cancer Control Programme  
National Chronic Kidney Disease Programme  
National Dengue Control Unit  
National Programme for Tuberculosis Control and Chest Diseases  
National STD/AIDS Control Programme  
Renal Disease Prevention and Research Unit (RDPRU)  
Epidemiology Unit  
Family Health Bureau  
Health Promotion Bureau

Other Institutions

National Blood Transfusion Service  
Medical Research Institute  
Medical Supplies Division  
Biomedical Engineering Services  
Medical Statistics Unit  
Port Health Office- Colombo  
Port Health Office- Galle  
Port Health Office-Hambantota  
Port Health Office-Kankasanthurai  
Port Health Office- Oluvil  
Port Health Office- MRI  
Port Health Office-Trincomalee  
Airport Health office- Katunayaka  
Airport Health Office- Mattala  
Food Lab Anuradhapura  
Institute of Legal Medicine and Toxicology  
School Health Office  
Sexually Transmitted Diseases Clinic Mahamodera  
Sri Lanka Parliament Medical Centre

Training Institutions

National Institute of Health Sciences, Kalutara  
Postbasic School of Nursing  
Nurses Training School- Ampara  
Nurses Training School- Anuradhapura  
Nurses Training School- Badulla  
Nurses Training School- Batticaloa  
Nurses Training School- Colombo  
Nurses Training School- Galle  
Nurses Training School- Hambantota  
Nurses Training School- Jaffna  
Nurses Training School- Kandana  
Nurses Training School- Kandy  
Nurses Training School- Kurunegala  
Nurses Training School- Matara  
Nurses Training School- Mulleriyawa

Nurses Training School- Ratnapura  
Nurses Training School-Vavuniya  
National School of Nursing Sri Jayawardanapura  
Audiology Technicians' Training School  
Cardiographers' Training School  
EEG Recordists' Training School  
Entomological Assistants' Training School  
MLT Training School- MRI  
MLT Training School Peradeniya  
Ophthalmic Technologists' Training School  
Physiotherapists & Occupational Therapists' Training School NHSL  
School of Pharmacy, NHSL (UOC)  
School of Radiographers  
Sri Lanka School of Prosthetists and Orthotists

Funds – National Health Development Fund (NHDF)

**Indigenous Medicine:**

Department of Ayurveda

Ayurveda Teaching Hospitals

National Ayurvedic Teaching Hospital - Borella

Gampaha Wickramarachchi Ayurvedic Teaching Hospital

Ayurvedic Teaching Hospital - Kaithadi

Siddha Teaching Hospital - Trincomalee

Ayurvedic Research Hospitals

Hambantota Ayurvedic Research Hospital

Traditional Research Hospital -Mihintale

Ampara Ayurvedic Hospital

Navinna Ayurvedic Research Hospital

Unani Ayurvedic Hospital - Manchanthoduwai

Herbal Gardens

National Institute on Traditional Medicine

Bandaranaike Memorial Ayurvedic Research Institute

Community Health Promotion Service, Anuradhapura

Ayurvedic Medical Council

Homeopathy Medicine

Homeopathic Medical Council

Homeopathy Hospital

Ayurvedic Drugs Corporation of Sri Lanka



## 1.7 Details of the Foreign Funded Projects

	Name of the Project	Donor Agency	Estimated Cost of the Project Rs. Mn	Project Duration
1	Primary Healthcare System Strengthening Project (PSSP)	World Bank	36,440.00	2019 -2023 Sep.
2	Health System Enhancement Project (HSEP)	Asian Development Bank	10,500.00	2018 -2023 Oct.
3	Health and Medical Service Improvement Project	GoSL – JICA	18,594.00	2018 Oct. – 2023 Oct.
4	Matara District Maternal and New-born Health Care Strengthening Project	KOICA	1275.00	2017 -2020 Dec
5	Global Fund to fight AIDS, Tuberculosis and Malaria	GFATM	1548.00	2019 – 2021 Dec.
6	Development of Ambulatory Care Centre (OPD) of NHSL (GoSL-China)	China	11,736.00	2017 - 2021
7	Construction of National Nephrology Hospital in Polonnaruwa ( GoSL-China)	China	13,700.00	2018 – 2021 Sep.
8	Supply Mobile Screening Laboratories for the CKD in North Central Province (GoSL-China)	China	540.00	2019 Jan. – 2019 Dec.
9	Upgrading Health Facilities of Selected Hospitals (EXIM Bank of China)	China	15,300.00	2019 – 2021 Sep.
10	Development of District Hospital Kalutara as a Specialized Maternal and Children's Hospital (GoSL & Netherland)	Netherland	5380.00	2016 – 2020 Apr.
11	Development of DGH Hambantota and DGH Nuwara Eliya ( GoSL-Netherland)	Netherland	16,920.00	2013 - 2020
12	Upgrading of National Blood Transfusion Services of Sri Lanka with State of the Art Technology giving special emphasis on North & East (GOSL - Netherland)	Netherland	5225.00	2017 - 2019
13	Strengthening patient care services by establishing Clinical Waste Management Systems in the Needy Hospitals coming	Australia	2600.00	2016 - 2020

	under the provincial councils in Sri Lanka (GoSL-Australia)			
14	Ambulance Car Project (GoSL-Austria)	Austria	1837.00	2018 – 2019 Sep.
15	Landscape development of the Kandy Teaching Hospital (GoSL-Austria)	Austria	5625.00	2018 – 2020 Dec.
16	Upgrading of Operation Theatres and ICU (GoSL-Austria)	Austria	1939.00	2018 – 2020 Dec.
17	A Neonatal and Obstetrics Reference Center for the De Zoyza Maternity Hospital (France-HNB)	France / HNB	4950.00	2019 - 2022
18	Construction of a Surgical Unit and procurement of Medical equipment for Teaching Hospital-Batticaloa (GoSL-India)	India	275.00	2019 – 2020 Dec.
19	Development of Hospitals in the Northern Province (DRIVE) (GoSL-Netherland)	Netherland	12,120.00	2019 – 2021 Jul.
20	Helmut Khol Maternity Hospital Karapitiya, Galle (GoSL - Germany - kfw)	Germany	4480.00	2015 Oct. – 2020 Jun.

**CHAPTER 2**  
**Progress and the Future**  
**Outlook**



## Special Achievements, challenges and future goals

### Major Achievements in 2019

#### ➤ Sri Lanka achieves Measles Elimination status



The World Health Organization announced the elimination of measles in Sri Lanka, on the 9<sup>th</sup> of July 2019. Measles elimination is achieved when a country interrupts transmission of the indigenous virus for three years. Dr. Poonam Khetrpal Singh, Regional Director WHO South-East Asia congratulated Sri Lanka for its commitment and determination, mentioning that this achievement was obtained at a time when the measles cases were rising in the global context.


The success achieved by the country is a result of the persistent efforts taken by the healthcare providers to ensure maximum coverage with two doses of the measles and rubella vaccine, which are included in the childhood immunization programme. Sri Lanka is the fourth country in the WHO South-East Asia Region to eliminate measles and control rubella. Control of Rubella was achieved by Sri Lanka in 2018.

#### ➤ Sri Lanka eliminates Mother to Child Transmission of HIV and Syphilis



The World Health Organization declared Sri Lanka as a country which has eliminated mother to child transmission of HIV and Syphilis, in 2019. Sri Lanka achieved the set targets to be eligible to request for validation of Elimination of Mother to Child Transmission (EMTCT) of HIV and Syphilis status by the end of 2018. The Ministry of Health made a formal request to the WHO to validate the EMTCT of HIV and syphilis status in the country, in July 2019. The Regional Validation Team representing the WHO South-East Asian Regional Office visited Sri Lanka in mid-September 2019 to assess the elimination status, and following a thorough assessment, this team presented its report on Sri Lanka to the Global Validation Committee at WHO headquarters. Based on the decision of the Global Validation Committee, WHO Headquarters formally declared Sri Lanka as a country which has eliminated mother to child transmission of HIV and syphilis.

➤ **Colour Coding System introduced for Packaged Food in Sri Lanka**



With the objective of reducing non-communicable diseases through reduction of salt, fat and sugar, usage of a colour-coding system was introduced for packaged solid or semi-solid food, in 2019. The regulations were introduced, specifying the cut-off levels of salt, fat and sugar for demonstrating the traffic light (red, amber or green) colour coding in each label. The food items which were exempted from the regulation, were also specified.

➤ **Opening of the New Accident & Emergency Complex at Teaching Hospital Ragama**



The new four-storied Accident and Emergency Treatment Unit constructed at the Ragama Teaching Hospital was declared open on the 14<sup>th</sup> of January 2019. This was built with the objective of bringing the quality benefits of free health service to people. The construction was carried out at a cost of Rs. 1400 million.

➤ **New District General Hospital in Hambantota was declared open**



The new District General Hospital built in Hambantota at a cost of 46.8 million Euros was declared open on the 1<sup>st</sup> of July 2019. The financial assistance for the construction was provided by the Government of Netherlands. The hospital has a bed strength of 850 beds, and has seven Operating Theatres, an Accident and Emergency Unit and Intensive Care Units, among other facilities.

➤ **Opening of the New District General Hospital in Nuwara-Eliya**



The new District General Hospital built in Nuwara-Eliya with the financial assistance from the Netherlands Government, was declared open on the 15<sup>th</sup> of July 2019. The hospital was built at a cost of 40 Million Euros, and has a bed strength of 422 beds.

➤ **Phase I of the new Accident and Emergency Treatment Unit at Teaching Hospital Jaffna opened**

The Accident and Emergency Treatment Unit – Phase I of Teaching Hospital Jaffna was declared open on the 14<sup>th</sup> of February 2019. This project was funded by the World Bank.

➤ **Laying of Foundation Stone for the proposed Ward Complexes at Base Hospitals Sammanthurai and Eravur**



Under the project for 'Upgrading of Health Facilities at Selected Hospitals under Chinese Assistance', 13 hospitals are to be upgraded. Foundation stones were laid for the ward complexes in Base Hospitals Sammanthurai and Eravur, on the 10<sup>th</sup> of February 2019. The cost for the proposed three-storied ward complex at Base Hospital Sammanthurai will be Rs. 300 Million, while the cost for the ward complex at Base Hospital Eravur would be Rs. 234 Million.

➤ **Foundation Stone laid for the New Ward Complex at Base Hospital Medirigiriya**

Under the 'Upgrading Project for Health Facilities at Selected Hospitals under Chinese Assistance' for upgrading the facilities at 13 hospitals, the foundation stone was laid on the 8<sup>th</sup> of March 2019, for the two-storied new ward complex to be constructed at Base Hospital Medirigiriya. The estimated cost for the construction will be Rs. 654 Million.



➤ **“Suraksha” Children’s Center at the Negombo District General Hospital declared open**



The “Suraksha” Children’s Center constructed at the Negombo District General Hospital was declared open on the 13<sup>th</sup> of June 2019. This two-storied Paediatric Ward Complex was built at a cost of Rs. 200 million, through the contributions of the Melwa Company. Wards are placed in the ground and first floors of the building, with a bed strength of 50 beds in each floor. The center also consists of a Child Development Clinic, and is enriched with a child-friendly environment including a children’s play area. The ward complex was handed over to the Governor of the Western Province.

➤ **Rehabilitation Centre at Teaching Hospital, Jaffna declared open**



A three-storied building was constructed and equipped to establish a Rehabilitation Centre at Teaching Hospital – Jaffna, as a donation of the Kuwait Red Crescent Society. The total project cost was 605 Mn Sri Lankan Rupees. The project was initiated in mid-2018 and was completed and handed over to the hospital by the donor on 25<sup>th</sup> of July, 2019.

➤ **Provincial General Hospital Ratnapura upgraded to a Teaching Hospital**



Ratnapura Provincial General Hospital was upgraded to a Teaching Hospital on the 17<sup>th</sup> of January 2019 to provide clinical training for the students of the newly opened Sabaragamuwa Medical Faculty.

➤ **Upgrading of Hospitals to provide a better health services to the public**



Hospitals including the Anamaduwa Hospital, Kattankudy Hospital, Kamburupitiya Hospital and Kalpitiya Hospital were upgraded from their present category in 2019, considering the need for expansion of healthcare facilities in these hospitals, in order to provide an upgraded service to the public.

➤ **New ambulances handed over to the Sri Lanka Health Service to upgrade services**



Handing over of 152 ambulances to 152 hospitals in the country took place at the Colombo Municipal Council Grounds on the 18<sup>th</sup> of January 2019. One hundred and thirty-two (132) ambulances made by the Ford Company in UK and 20 ambulances made by the Benz Company in Germany, purchased at a cost of Rs. 2850 Million, were distributed at this event. The ambulances were handed over to 34 hospitals of the Line Ministry, 116 hospitals under the Provincial Councils, and 2 hospitals in the Department of Indigenous Medicine. The keys of the ambulances were handed over to the Directors of the hospitals by the Hon. Minister of Health. A handbook written by the retired Deputy Inspector General of Police (Traffic), Mr. T. Peranpanayagam was also distributed among the ambulance drivers at this event.

Another 118 Ford ambulances were distributed to hospitals across the country on the 11<sup>th</sup> of April 2019, at Colombo Municipal Council grounds. Each ambulance was purchased at a cost of Rs. 9,175,000.00.

➤ **Twenty endoscopy machines handed over to hospitals**

Twenty endoscopy machines were handed over to Provincial Directors of Health Services and Hospital Directors at the Auditorium of the Bio-Medical Engineering Services on the 6<sup>th</sup> of August 2019. Twenty hospitals belonging to the Line Ministry and Provincial Councils were provided with endoscopy machines at this event. The total cost for the twenty endoscopy machines was Rs. 200 Million, and the hospitals which received the machines were: Teaching Hospital Batticaloa, Provincial General Hospital Kurunegala, District General Hospitals Moneragala, Trincomalee, Kalutara, Gampaha and Negombo, and Base Hospitals Puttalam, Galgamuwa, Nikaweratiya, Karawanella, Dambadeniya, Point Pedro, Matale, Vavuniya, Horana, Kuliyaipitiya, Wathupitiwala and Awissawella.

➤ **1608 new Nursing Officers were appointed to the government hospitals**



One thousand six hundred and eight Nursing Officers were awarded Diplomas and appointment letters at the Temple Trees on the 31<sup>st</sup> of January 2019. These nursing officers have been posted to the hospitals across the country with the objective of providing a quality health service to the entire nation and improving human resources for health.

➤ **2150 new health employees appointed to the state health sector**


Two thousand one hundred and fifty health employees were awarded appointment letters on the 5<sup>th</sup> of February 2019 at the Temple Trees. Thirteen Special Grade Medical Laboratory Technologists, 116 Medical Laboratory Technologists, 176 Pharmacists, 41 Radiographers, 9 Electro Encephalographers (EEG Recordists), 10 Public Health Laboratory Technicians, 3 School Dental Therapists, 845 Student Public Health Midwives, 53 Medical Supplies Assistants, 131 House Wardens, 54 Diet Stewards, 7 Fork Lift Operators and 692 Attendants (for training) were awarded appointment letters.

➤ **Dental Surgeons appointed to the state health service to improve oral healthcare services**



Forty-six Dental Surgeons were awarded appointment letters on the 1<sup>st</sup> of March 2019 at the Auditorium of the Ministry of Health. Appointment letters were awarded to 103 intern dental surgeons at the Bandaranaike Memorial International Conference Hall (BMICH) on the 26<sup>th</sup> of March 2019.

- **World Health Day 2019 was commemorated under the theme of ‘Universal Health Coverage’**



Commemoration of the World Health Day 2019, which was organized by the Ministry of Health, Nutrition and Indigenous Medicine and the World Health Organization, was held on the 7<sup>th</sup> of April 2019 at the Independence Arcade throughout the day. The theme for the year was “Universal Health Coverage”, focusing on primary healthcare.

- **National Food Safety Week 2019 - Public empowered to reject unsafe food**



A National Food Safety Week organized by the Ministry of Health, Nutrition and Indigenous Medicine was declared from 1<sup>st</sup> to 7<sup>th</sup> of April 2019, with the objective of educating and empowering the public to reject unsafe food and complain to the relevant authorities. The theme of the week was 'Let's Buy Food Only Offered Safely'. Many awareness programmes, trainings and food inspections were organized.

➤ **World Sight day 2019 Commemorated**

The Awareness Walk jointly organized by the National Eye Hospital and the Ministry of Health, Nutrition and Indigenous Medicine, in commemoration of the World Sight Day, was held on the 10<sup>th</sup> of October 2019. This also marked the initiation of the provision of free spectacles for low income patients, with the contribution of the Vision 2020 and the College of Ophthalmologists of Sri Lanka.

➤ **World Mental Health Day 2019 celebrated**



In order to commemorate the World Mental Health day which falls on the 10<sup>th</sup> of October, several activities including art competitions and a health promotion walk, were organized by the National Institute of Mental Health. The theme for the 2019 World Mental health day was ‘Mental Health Promotion and Suicide Prevention’. The closing ceremony of the event was held on the 14<sup>th</sup> of October 2019 at the Auditorium of the National Institute of Mental Health.

➤ **World AIDS Day Awareness Walk was organized by the National STD/AIDS Control Programme**



The AIDS Day Walk 2019 organized by the National STD/AIDS Control Programme of the Ministry of Health with the objective of community awareness, was held on the 30<sup>th</sup> of November 2019. The awareness walk commenced at the Campbell Park and concluded at the Colombo Municipal Council premises. Many tri-forces personnel, Sri Lanka Police personnel, prison inmates and other community representatives participated for the walk. The winners of the Art Competition held under the theme of HIV and Sexually Transmitted Diseases, were awarded at the event.

➤ **Sri Lanka Essential Health Services Package was Launched at the World Health Day 2019**

The Sri Lanka Essential Health Services Package was launched at the World Health day 2019 event. This publication was adopted by the Ministry of Health as a tool for achieving Universal Health Coverage, and will be used as a planning instrument to improve equity, efficiency and effectiveness. It provides lists of interventions / services that will be provided to all citizens in the country at various levels of care. i.e. home/community, MOH, PMCU, DH and apex hospital.

➤ **National Health Research Symposium 2019 – a platform for sharing latest research findings**



The National Health Research Symposium organized by the Education Training and Research Unit of the Ministry of Health was held on the 22<sup>nd</sup> and 23<sup>rd</sup> of October 2019 at the Waters Edge Hotel. The symposium which was organized under the theme of “Transforming Primary Health Care by Generating Evidence, Best practices & Innovations” created a platform for professionals, academics and researchers, as well as policy makers in the field of health, to share the latest research findings, expertise and global & regional issues related to public health.

➤ **International Health Exhibition – 2019**



This Exhibition was conducted on 26<sup>th</sup>, 27<sup>th</sup> & 28<sup>th</sup> July 2019 at the premises of Sirimavo Bandaranaike, Colombo with a view to enhancing public awareness on excellence of the system of indigenous medicine and Ayurvedic products and to propagate them internationally.

Exhibition stalls were organized with a public awareness programme under the theme of Solutions of the Indigenous Systems of Medicine in Ayurveda for Chronic Health Issues and a Healthy Lifestyle by Following Ayurvedic Principles.

## **Major Achievements in 2019, by institution:**

### **Epidemiology Unit**

1. District reviews and awareness programmes on outbreak preparedness, response & strengthening communicable disease surveillance conducted (4 programmes)
2. Review and Capacity Building of Clinical Staff on Management of DF/DHF (6 programmes)
3. Dengue review meetings conducted biannually.
4. Review Meetings & Awareness Programmes on Measles/Rubella/Polio elimination/eradication (17 programmes)
5. EPI and VPD reviews, training and guidance for health staff for improvement and to sustain high and equitable immunization coverage conducted (37 programmes)
6. Review Meetings & Awareness programmes on VPD surveillance and AEFI conducted (13 programmes)
7. Control & Preventing Leptospirosis Disease at MOH Level conducted in all districts
8. One month educational programme for educating the community of the great importance of controlling & preventing Leptospirosis conducted
9. Procurement of 40 back – up Power Generators
10. Procurement of 350 Voltage Stabilizers
11. Procurement of 2250 Freeze free vaccine carriers
12. Continuation of service for regular vaccine cold chain monitoring network system of the National Immunization programme

### **National Programme for Tuberculosis Control and Chest Diseases (NPTCCD)**

1. Community screening using the mobile X-ray and awareness programmes (9 programmes)
2. Mass screening of all Prison inmates (48 programmes)
3. Infection Control Policy & Guideline documents and Training Materials updated
4. Line Probe Assay machine and Cold centrifuge and Liquid Culture (BACTEC MGIT) machine purchased.
5. National Technical Assistance completed and Final Report with recommendations submitted.
6. International Technical Assistance completed and Final report with recommendations submitted.
7. Training modules for Doctors, Nurses and PHIs printed. SOP for GPs printed.
8. Final report on ‘Adopting WHO guidelines on Latent TB Management to the Sri Lankan Setting’
9. Patient Care pathways developed
10. Intern Hand Book on Essentials in Tuberculosis Control and Management printed and distributed.
11. Renovation/Construction of buildings related to TB control activities

### **Anti-Leprosy Campaign**

1. Thirteen house-to-house and 72 community screening activities were carried out in the country with special emphasis on high endemic areas, in 2019
2. Training of all preventive and curative health staff in the country including MOOH, PHLTs, PHII, GPS, and Ayurveda Practitioners, etc.
3. Conducting mobile monthly clinics in the CMC area
4. Special monitoring activities on quality of treatment of leprosy in dermatology clinics and satellite clinics in 2019



5. Monitoring and evaluation of district Leprosy control activities in 2019 by conducting district reviews (Northern province, Kegalle district, Nuwra Eliya district, Kaluthara district, Galle district, Puttalam district, Mathara district, Gampaha district, Colombo district)
6. Organize two international-training programmes with the help of the WHO for public and curative health staff (central and district level)
7. Director/ALC participated for the World Leprosy Congress- Philippine, Manila
8. Strengthening of contact tracing activities in the country via MOHH and dermatology clinics
9. Provision of 100 ulcer care kits and 611 MCR shoes, 16 splints and 100 gutters for rehabilitation - other materials for splints
10. Conducting annual review meeting and quarterly review meetings (3)
11. Illumination boxes as exhibits

### **National STD/ AIDS Control Programme**

1. Development of 10 container clinics for STD services
2. WHO 'Elimination of Mother to Child Transmission (EMTCT) of HIV and Syphilis' validation certificate to our country obtained.
3. Ground level establishment of electronic information management system (15 clinics)
4. E-learning platform developed for EIMS
5. Sentinel survey 2019 completed
6. National HIV testing Guidelines revised.
7. Sexually transmitted infections Management Guideline revised

### **Quarantine Unit**

1. Meetings of the National Steering Committee on International Health Regulations (IHR) 2005 in 2019 to improve the coordination of IHR related activities with different sectors under the chairmanship of the Director General of Health Services held
2. Workshop for country mission on documenting the progress following Joint External Evaluation (JEE) and NAPHS
3. Ministry of Health (MoH) and International Organization on Migration (IOM) established the Inbound Health Assessment (IHA) programme to screen for four diseases (Filariasis, Malaria, Tuberculosis, HIV) for Resident Visas applicants to Sri Lanka. Immigration Health Unit (IHU) of the Quarantine Unit coordinates the referring of screened positive applicants to relevant campaigns of the MoH.
4. Workshop on Documenting the Progress following Joint External Evaluation and National Action Plan for Health Security in Sri Lanka to Strengthen Implementation of International Health Regulations
5. Filling of State Party Annual Reporting (SPAR) tool with the involvement of stakeholders during a workshop conducted in 2019
6. The Quarantine Unit staff conducted small meetings with stakeholders to conduct activities in the five year National Action Plan for Health Security (NAPHS) based on the priority actions identified in Joint External Evaluation, with the involvement of several health and non-health stakeholders.
7. Asian Development Bank (ADB) financed Health System Enhancement Project has agreed to provide equipment and two vehicles to enhance facilities at the Quarantine Unit and Public Health offices of points of entry from 2019-2023.

## **National Dengue Control Unit**

1. Establishment of High Dependency Units (HDUs)
2. Purchase of 25 Portable USS
3. Establishment of GIS at National dengue Control Unit (NDCU)

## **Anti-Filariasis Campaign**

1. Completed two non-endemic surveys
2. Completed 10 training programmes for hospital staff on Morbidity Management and Disability Prevention MMDP
3. Completed 9 school awareness programmes from each district
4. In-service training programme – PHLT-24 PHLTs were trained
5. In-service training programme – PHFO-73 PHFOs were trained
6. In-service training programme – HEO- All HEOs trained
7. Capacity building of technical staff on IVM(Integrated Vector Management)
8. Capacity building of technical staff on MMDP
9. Strengthen surveillance facilities in endemic district - Gampaha (vehicle hiring)
10. Conduct monthly review meetings for RMOO- 12 monthly reviews
11. Conduct district review meetings for RMOO- 8 district reviews

## **Anti-Malaria Campaign**

1. Sri Lanka continued to maintain malaria free status in 2019. Sri Lanka was certified as Malaria free by the WHO in 2016. The last indigenous case was reported in 2012.
2. All imported malaria cases were promptly detected and treated.
3. No indigenous transmission of malaria from reported malaria cases
4. No malaria deaths occurred. Zero mortality due to Malaria since 2008.
5. Activities such as parasitological surveillance, entomological surveillance, vector control and other training activities were conducted as planned.
6. Development of a Parasitological Surveillance Manual and a SOP – Developed as a payment for results output for the budget support grant of GFATM.
7. Chemoprophylaxis guideline for travellers – developed from WHO funding
8. Training on online system DHIS2 for AMC regional and HQ staff completed
9. Training programmes for PHFO (25 programmes), PHLT (15 programmes) , SMO (25 programmes), private sector MLTS (10 programmes)
10. 12 Monthly Review Meetings with RMOs completed
11. 12 case review meetings completed
12. 5 Technical Support Group Meetings conducted
13. High impact media event completed. One month media campaign conducted in relation to Malaria Day.
14. 9 Advocacy meetings conducted in provinces.
15. Parasitological screening conducted in suspected hospital patients, community mobile clinics, blood bank smears, high risk groups and contacts of imported cases.
16. Entomology surveillance carried out in over 50 identified sentinel sites at regular intervals in addition to conducting spot checks.
17. Procurement guideline for Anti-Malaria Drugs and Commodities produced to streamline procurement procedures - Developed as a payment for results output for the budget support grant of GFATM

18. Procurement of drugs and commodities for AMC, with no stock outs - Chloroquine, doxycycline, ACT, RDT, G6PD test kits

### **Directorate of Non-Communicable Diseases**

1. Revised the National NCD policy and strategic framework- draft is ready
2. Purchase laser machine for DGH Monaragala
3. Halt monitoring and exercise equipment for BH Kalmunai
4. Thulium laser machine for TH Ragama
5. Exercise equipment for Welisara hospital purchased
6. Infrastructure development of HLCs- o Purchased knee hammers, measuring tapes, tuning forks, and stadiometers
7. Meetings of NCD Council National Steering Committee, National Advisory Board and National Committee on Prevention of Injuries held
8. Development, printing & dissemination of NCD and risk factor management guidelines at primary health care level
  - a. Diabetes
  - b. Overweight and obesity
  - c. Salt reduction strategy
  - d. Chronic respiratory diseases
  - e. Hyperlipidemia
9. Conducted three Training of Trainers (TOT) on NCD and risk factor management guidelines
10. Printed & distributed
  - a. Home safety check list
  - b. Injury surveillance form
  - c. Personal Medical Records
  - d. HLC participant Registers & returns ajclkdjclkdj
11. HLC evaluation 2019 conducted and award ceremony for 2018 for best performing HLCs 2018 held
12. 50% training of the Master trainers on the implementation of Physical Activity and Sedentary Behaviour Guidelines
13. Trained primary health care staff on Pre-participation examination and exercise prescription
14. NCD Survey (STEPS) - Availability of tool and completed field plan to conduct STEPS survey
15. Capacity building of NCD staff and MO/NCD
16. Development of proposed software for HLCs and piloting the software in the district of Gampaha- Software developed and piloted in Gampaha district
17. Three National NCD reviews conducted
18. Published Quarterly NCD Reports for Q1 & Q2
19. Training of health staff on injury prevention & pre-hospital care- One programme conducted
20. One National review and 18 Provincial reviews on injury surveillance conducted
21. Development of multisectoral action plan for injury prevention- Draft document prepared after several consultative meetings

### **National Cancer Control Programme**

1. *imPACT* review on cancer control was conducted. A total of 11 international experts participated for the review in addition to the local counterparts.
2. One meeting of the National Advisory Committee on Cancer Control conducted
3. District review meetings on cancer control were conducted in 6 districts – Mannar, Matale, Nuwara Eliya, Kandy, Kurunegala, Kalutara
4. Commemoration of *World Cancer Day & World Breast Cancer Awareness month*
5. Workshops on clinical breast examination for medical officers-7 programmes conducted
6. Two day workshop was conducted for 50 breast care nurses attached to breast clinics throughout the country

7. A total of 17 programmes (for about 850 participants) were conducted on cancer prevention and early detection among key population groups
8. Commemoration of World Head & Neck Cancer Day
9. Conducted nine capacity building training programmes at the provincial level on prevention & early detection of oral cancers
10. Conducted five training programmes on prevention and screening of high-risk individuals on oral cancer for Medical Officers and Dental Surgeons at district levels
11. Two programmes were conducted with the participation of a WHO expert. A total of 60 dental surgeons were trained on tobacco cessation
12. Strengthening early detection & timely referral for suspected persons with OPMD & oral cancer- Guidelines were updated, printed and disseminated
13. Strengthening Oral Potentially Malignant Disorders (OPMD) & oral cancer surveillance- Conducted a training programme for Dental Surgeons (60) on surveillance system on oral cancer and OPMD
14. Procurement of 5 mammography machines to TH Jaffna, TH Karapitiya, DGH Kalutara, NHSL & Csth Kalubowila.
15. Procurement of a colposcopy machine to Apeksha Hospital
16. Establishment of a histology lab/ storage facility at TH Kurunegala
17. Installation of lead sealed door and Radio-active Iodine monitors at PGH Badulla
18. Provision of chemotherapy isolators, infusion pumps, syringe pumps and refrigerators to cancer treatment centres
19. Conducted a workshop on safe handling of chemotherapy drugs for nurses and pharmacists of cancer treatment centres (About 80 participants)
20. Strategic framework on palliative care development was launched
21. Conducted the National Steering Committee on Palliative Care
22. Commemorate World Hospice & Palliative care day
23. Incorporation of palliative care to basic training programmes of health care staff (PHM, PHI & PHNOs)
24. Two consultants and four nursing officers trained in Singapore for observership in palliative care
25. Coordinated care for palliative care patients from tertiary care to home based care- Printing of shared care clinic record and piloting at Apeksha Hospital, DGH Gampaha, Csth and DGH Moneragala
26. A 5-day training programme on team-based training on Palliative care was conducted for 50 participants with the active participation of international experts
27. Conduct basic communication & counseling skills training workshops for medical officers and nursing officers at cancer treatment units- Three programmes conducted. About 90 medical officers and nursing officers attended the programme
28. Workshops on delivery of palliative care for medical officers and nursing officers attached to cancer treatment centres (4 programmes), primary health care staff (6 programmes), social service officers (2 programmes) were conducted.
29. Two-day workshop was conducted for pharmacists of tertiary care and secondary care hospitals to strengthen cancer pain management and ensure availability of morphine
30. Conduct cancer registration workshop for cancer registry staff in cancer centers- Two programmes conducted in Colombo & Jaffna
31. Cancer incidence data up to year 2016 was collected. Cancer incidence data 2012 was analyzed.
32. Conducted review meetings on cancer registration.
33. Conduct monthly cancer research seminars to promote cancer research-6 programmes were conducted

## **Directorate of Mental Health**

1. Strengthening promotion of mental health and mental health services in the primary health care setting- Mental health day and suicide prevention day activities conducted
2. Workplace mental wellbeing promotion activities- Two programmes conducted
3. Conducting Counseling and communication skills trainings to Mental Health & primary care staff- Counseling training conducted in 11 districts
4. Promotion of mental wellbeing in schools- Package implemented in schools in 4 provinces
5. Preparation & printing of IEC materials on MH promotion- Material in place
6. Establishment and strengthening of Community Support Centres (CSC)-Completed construction of 9 CSC
7. Improvements/ renovations for establishing acute inpatients units- Construction in Mullativu is completed
8. Establishment of medium stay units- Completed the construction of Maskeliya and Diyathalawa
9. Establishment of Child Psychiatry Units- Child Psychiatry Unit Diyathalawa established
10. Renovation of mental health wards, purchasing equipment to units- Renovation of MH ward Eravur, equipment purchased for BH Tangalle and renovation of Deltota rehabilitation hospital
11. Media Campaign launched on Suicide reduction
12. Establishment of alcohol rehabilitation centres- Completed the constructions in Rambukkana and Athurugiriya
13. Establishment of a new drug rehabilitation centre -New in-patient unit established in DH Minuwangoda
14. Training of health staff on Psycho-social first aid -Staff in 4 districts trained on psychological first aid
15. Training of health staff on Child Mental Health -Planned two programmes were conducted
16. National Mental health Review conducted. Participated in 3 district reviews & 2 provincial reviews.
17. Participation and conducting of MH reviews (National/Provincial/District)- Review meetings conducted and recommendations implemented in every district
18. Making available uniform clinic registers in all MH clinics- Printing MH clinic registers and provided to all MH clinics

## **National Chronic Kidney Disease Programme**

1. Providing resources to provinces for screening in districts at high risk for CKDu, and monitoring of programme- Achieve 60% of coverage in target population (from 2015-2019): Total screened 1,090,971
2. Procurement of equipment for dialysis units in 20 institutions- Procurement completed for 13 institutions
3. Funding for continuation of construction of dialysis units in DGH Gampaha, PGH Kurunegala, BH Wathupitiwala, DGH Negombo, DH Girandurukotte- BH Wathupitiwala, DGH Negombo and DH Girandurukotte completed
4. CKD Research – Conduct a cohort study to ascertain etiology for CKDu-2nd follow up year data collection phase completed. Tender process started for analysis of rice and water samples.
5. Web based screening data management system (CKD sis)- Software developed. But later, components incorporated to the new NCD screening web system

## **Renal Disease Prevention and Research Unit (RDPRU)**

1. CKD screening of the general population (10,000)- Screened 8793 (87.9%)
2. Completing GIS mapping of CKD patients of Monaragala District- Monaragala District GIS maps Completed (100%)
3. Overseas training of health staff- Training in China (100%) PHI – 10, Doctors and Nurses – 10

4. Initiation of the National Automated Peritoneal Home Dialysis(NAPHD) Programme- Agreement signed and pilot phase started
5. Conducting Research on CKD- Cabinet approval obtained for data sharing agreements with Australia Nuclear Science, Technology Organization and Stanford University
6. Initiation of two research projects with the Chinese Academy of Sciences
7. Establishing CKD information system-82% data coverage from identified institutions

### **Family Health Bureau**

1. 10 workshops conducted to improve quality of care provided by maternal care programme
2. 10 meetings conducted to update guidelines on maternal care and maternal care package with latest available supporting evidence
3. Child Care Package for Primary Health Care Workers developed
4. 40 hour Training of Trainers programme on Breastfeeding Counselling conducted
5. Three Training of Trainers programmes conducted on Improving psychosocial environment
6. One central and one peripheral biannual conference for MOMCH programme conducted
7. Five Training of Trainers programmes on Obesity prevention programme (one day)conducted.
8. Three National School Health Reviews completed.
9. Six one-day workshops for School Dental Therapists on upgrading the oral health service delivery conducted
10. One programme on dissemination of perinatal mortality conducted
11. Twenty six National Maternal Mortality Reviews (NMMRs) conducted
12. Ten consultative meetings on development of a video for preconception care programme held
13. 6700 HPV DNA test kits procured

### **DDG (Dental Services) Unit**

1. Procurement of Dental Equipment
  - a. 150 Nos. of Auto Clave Machines
  - b. 10 Nos. of Table Top Micromotors
  - c. 160 Nos. of Light Curing Machines
  - d. 50 Nos. of Auto Clave Machines
  - e. 70 sets of Slim light boxes
2. Printing of Oral Health Survey Report
3. Printing of Story book for Children
4. Creating a video on brushing
5. Conducting a symposium on Oral Cancer
6. Printing of Dasan Magazine
7. Awarded Internship training for 103 Dental Graduates
8. Appointed 46 Dental Surgeons

### **Institute of Oral Health Maharagama**

1. Ten In service training Programmes carried out in districts
2. Renovation and construction- 14 activities done for 12.54 million
3. Preparation of Health Learning Material- A book was published

### **Education, Training and Research Unit**

1. Basic Training Programmes-Nursing, PSM categories, Paramedical categories-3789 Trainees

2. Training Health Staff -In-service Training programmes for Medial Officers, Nursing officers, PSM categories, Paramedical, PPO/PPA/DO/ Management Assistants, Health Assistants, Others, etc. (Group Training, Second Language Training & Individual Training)- 58340 Health Staff
3. Developed a comprehensive “Dengue Vector Control Training Module” for the public health workforce of Sri Lanka (10 Modules) and developed an online platform for conducting this training module with the collaboration of WHO and MEDARC, Faculty of Medicine, University of Colombo.
4. Curricular Updated
  - a. Curriculum of Public Health Inspectors Higher Diploma Training Programme
  - b. Curriculum of Electro Neuro Diagnostic Technologists’ Higher Diploma Training Programme
5. Printed the “Health Research Governance Strategy in Sri Lanka” booklet and 1000 copies were distributed among the stakeholders.
6. The National Health Research Symposium 2019 conducted to disseminate research findings among the stakeholders
  - a. Held on 22<sup>nd</sup> & 23<sup>rd</sup> October 2019
  - b. 1200 participants for the two days
  - c. 03 pre-congress work shops were conducted prior to the symposium on health research ethics, qualitative research & on abstract writing
  - d. 650 abstracts were published
  - e. National Health Research repository was launched
7. Successful completion of the on line Research Methodology Programme by 95 numbers. - actually completed and certificate awards registered participants.
8. Four research management committee meetings held

### **National Institute of Health Sciences, Kalutara**

1. Repairing the female and male hostels completed
2. Partition the Entomology Laboratory completed
3. Roof & Ceiling Repair work of quarters and In Service Hostel completed
4. Renovation of auditorium, Condemning stores at NIHS, NTS administration Building and Maradana & Padagoda Clinics completed
5. Construction of NTS lecture hall completed
6. Rehabilitation of PMCUs in the NIHS area completed
7. Purchased computer equipment for NTS
8. Purchased furniture for canteen, PHI School, Hostel & Seminar hall
9. Purchased equipment for DD (Training) Unit, Mahagammedda PMCU and Food Chemistry laboratory

### **Nutrition Division**

1. District Nutrition Action Plan (DNAP) implemented in 5 Provinces
2. Nutrition aspects of Early Childhood Development Programme – (Multi sectoral approach programme)- Five 3-day preschool teacher training programmes conducted and five monitoring and supervision programmes conducted
3. Four meetings held on ‘Strengthening District Nutrition Monitoring System (DNMS)’
4. Provide financial assistance for renovation and construction of Thripasha storage facilities-14 storages were completed
5. One consultative workshop was conducted on youth nutrition promotion via youth clubs
6. Technical review report & recommendations on nutrition related interventions on food based dietary guidelines completed
7. National Nutrition Policy beyond 2019 was finalized

8. Six consultative meeting for nutrition programmes held
9. Three programmes on monitoring implementation of District Nutrition Action Plan conducted
10. Three Nutrition Steering Committee meetings held

### **Disaster Preparedness and Response Division**

1. Printing of a handbook for disaster relief workers in Sinhala-1500 books printed
2. Printing of 'Health Sector Disaster Preparedness and Response Plan' books- Kaluthara District- 125 books printed
3. Printing of 'Health Sector Disaster Preparedness and Response Plan' books- Northern Province - Mannar district, Killinochchi & Jaffna Districts-375 books printed
4. Printing of 'Review of Health Sector Response to the Easter day Attacks in Sri Lanka 2019' books-200 books printed
5. Procured equipment for Emergency Operation Centre at RDHS Office –Polonnaruwa
6. Conducted 8 training programmes for nurses - Re Awareness Programme For Nursing Professionals On Disaster Management
7. Conducted 7 training programmes for nurses- Re awareness programme for nursing officers Grade III on Emergency & Trauma
8. Conducting disaster management drills-01 drill at NHSL and 16 drills at other health institutions done

### **Estate and Urban Health Unit**

1. Health information system for estate and urban health planning
  - a. 2 meetings held to develop the review formats
  - b. 8 district estate health review meetings held for the development of Estate Health Database through data collected at these meetings
  - c. Mapping (listing) of urban under settlement areas in Municipal Council regions- activity is being done
2. Develop a Strategic Action Plan (2019-2024) for estate and urban health- Draft plan developed
3. Vertical health programmes in the preventive sector, to carry out activities in the estate sector through PDHS, RDHS and MOOH
  - a. Tamil language & cultural training programmes in Kegalle, Ratnapura and Matale conducted in the months of November and early December.
  - b. One consultative meeting to discuss establishment of a managerial level joint communication platform (Estate Health Voice) with plantation sector and regional health staff
4. Nutrition promotion in the urban sector –
  - a. CMC staff updated on urgent need of preventing childhood overweight & obesity, and activities to be done during nutrition month
  - b. Develop criteria and plan for formulation and promotion of nutritious, healthy, ready to eat food preparations based on specified criteria for urban working and school population
  - c. Newspaper advertisement (Sunday Dinamina, Thinakaran, Observer) to call for food preparations based on criteria placed
5. Promotion of healthy eating practices –
  - a. Consensus reached that inputs received from the industry were sufficient, considering the current environment and demand for healthy foods. Remaining programmes to be with the leadership of Nutrition Division and HPB next year (2020) after publishing Notice to Public on promotion and accessibility of healthy foods in newspapers
  - b. Improving accessibility of estate and urban under-settlement communities to nutritious, easy to prepare foods through facilitating enabling environments and



behaviors (4 collaborative workshops utilizing CBO/small scale farmers/ local industries and central level)- Four programmes conducted in Kandy, Galle, Gampaha & Colombo

6. Several capacity building programmes on nutrition counseling and Tamil language and cultural training programmes carried out to PHMM serving the estate population.
7. Renovation of a selected number of crèches
8. Development of IEC materials to promote health & nutrition among Estate & Urban population-
  - a. Cash management content booklet in all three languages completed
  - b. Two consultative meetings held to develop training module
9. Advocacy to improve Urban health- Work on Concept Note, Terms of reference and proposed committee membership completed.

### Directorate of Environment Health, Occupational Health and Food Safety

Activity	Planned output	Actual output
<b>Import food Inspection and Sampling</b>		
Number of Food Consignment Received		36911
Number of food Consignment Inspected		36911
Number of Consignment Released		31386
Number of Consignment detained at warehouse		5522
Number of Consignment referred to FCAU		47
Number of Consignment not released		03
<b>Export food Inspection and Sampling</b>		
Number of Health Certificates Issued		12 334
Number of Export Food factory inspections		31
<b>Programmes and meetings</b>		
1. Food Advisory Committee Meetings	12	12
2. Food Advisory Sub Committee Meetings (technical)	12	12
3. Food Advisory Sub Committee Meetings (Health claims)	12	12
4. Food Advisory Sub Committee Meetings (Regulation)	48	47
6. Food Advisory Sub Committee Meetings (Laboratory)	03	02
7. Food Advisory Sub Committee Meetings (Food safety)	03	00
8. Training Programmes for SPHID and F&DI	14	14
9. Review Meeting SPHID/FDI	01	01
10. National Codex meetings		05
<b>Data of Bottled water and Iodized salt</b>		
Number of factories inspected (Iodized salt)		39
Number of factories inspected (Bottled or packaged drinking water)		51

## **Health Promotion Bureau**

1. Development and printing of a handbook for Mothers' Support Group members- completed
2. Conducting of Nutrition Counseling TOTs targeting district and MOH level healthcare workers- completed
3. Mapping existing Mothers' Support Groups in the project areas - Four training programmes completed
4. Capacity building workshops for School Dental Therapists (SDTT) on application of health promotion concepts – two workshops held
5. Capacity building workshops for Nursing Officers engaged in oral health care services, on application of health promotion concepts at the hospital setting- two workshops held
6. Reprint the booklet on “Oral Health Messages for Sri Lankans” with modifications- Printed booklets received (Sinhala-10,000 / Tamil-2,000)
7. National review on health education and promotion quarterly- One annual and three quarterly reviews conducted
8. Progress review of HPB- Three quarterly reviews conducted
9. Advocacy programme for Campaign Directors on Health Promotion- One programme conducted
10. Advocacy programme for media on NCD- One programme conducted
11. Advocacy programme for hospital staff on hospital health promotion - Western province- Three programmes conducted
12. Training on communication for hospital staff - Western province- Three programmes conducted
13. Designing and Publishing "Sepatha" magazine in Sinhala & Tamil medium- Sinhala medium 8300 printed, Tamil medium - ready to print
14. One workshop conducted for Risk Communication
15. Thirty seven media events conducted
16. Five day Basic Communication skills training for Health Education Nursing Officers- 9 programmes (one per province) conducted
17. Counseling skills training programme for nursing officers- 3 programmes conducted
18. Five day Basic counseling skills training programme for cancer control NO, MO-3 programmes conducted

## **Youth, Elderly and Disabled Unit**

1. Establishment of long term care unit- Establish a new unit for disabled persons & delivering services Eg.Maliban Rehabilitation Hospital Karapitiya-1st & 2nd floor Partially completed
2. Establishment of Athurugiriya Model Elderly Care and Rehabilitation Unit- Partially renovated selected wards and areas at the district hospital Athurugiriya for long term intermediate care
3. Purchased equipment for Maliban Rehabilitation Hospital Karapitiya to provide a better service to disabled persons
4. Purchased equipment for Athurugiriya Model Elderly Care Unit to provide a better service to elderly persons

## **DDG (Laboratory Services) Unit**

1. Development and strengthening of Laboratories in government hospitals and Special campaigns
  - a. New laboratory equipment for the Line Ministry Institutions in 2019
  - b. Line Ministry institutions and provincial laboratories were provided with surgical, non-consumables and reagents.
  - c. Laboratory equipment in line ministry institutions are well maintained
  - d. Allocation Provided for establishment of Virology laboratories in Kandy, Karapitiya Maharagama & Anuradhapura

- e. Establishment of Laboratory for molecular investigations at NHSL for Haematology Unit – ongoing
- 2. Establishment of a National steering committee for implementing bioweapon convention
- 3. Establishment of a National advisory committee for Biosafety and security
- 4. National policy for Biosafety and security to be finalized
- 5. AMR Surveillance system is in place -25 AMR sentinel surveillance site laboratories. Progress of the programme was evaluated. All WHONET data entry operators are trained
- 6. Capacity building for health staff on AMR and infection prevention & control-
  - a. Island wide training programmes done. 2200 healthcare workers were trained regarding antimicrobial resistance and hand hygiene
  - b. One programme conducted for 150 healthcare staff including General Practitioners and Private hospital healthcare staff
- 7. Maintenance of all necessary laboratory equipment for primary care
- 8. Kick-off meeting for preparation in Sri Lanka / lab system assessment, beginning to gather documents, guidelines, national standards, and other relevant documents and survey carefully all documents provided
- 9. Point of care testing and sample referral and transport system assessment completed
- 10. 12 consultants working in government laboratories were trained on “Facility Laboratory Assessment Tool”
- 11. Five-day mission to assess Public-Private Partnership in Sri Lanka which is a part of the total assessment programme was carried out

### **Medical Research Institute**

- 1. Renovation of the existing buildings of the MRI- 90% completed.
- 2. Medical Equipment - Plant Machinery Equipment Procurement- Due to reduced fund allocations, 2018 procurements completed but 2019 requests not completed
- 3. Complete the research funding using the allocation for external as well as internal research - Progressing. 90% allocation being utilized for approved research projects

### **National Blood Transfusion Service**

- 1. The self-sufficiency of blood collection achieved from 100% voluntary non-remunerated blood donors (VNRBD). Maintaining 20 blood donations per 1000 population.
- 2. 1500 blood donors and mobile blood camp organizers felicitated in the national event held in Colombo
- 3. Donor felicitation programmes conducted in 18 cluster centers
- 4. Screened approximately 1% of regular donors from donor population for NCDs
- 5. First transfusion of frozen- diglyceride red cell unit occurred in February 2019
- 6. Renovation and restructuring completed. Bio medical engineering unit located at the building
- 7. Expansion of storage space of the National Blood Center by restructuring the space available at the basement of the main building- Restructuring 95%
- 8. Continuous professional development programmes conducted for all staff categories of National Blood Transfusion Service

### **Directorate of Healthcare Quality and Safety**

- 1. Celebration of Patient Safety Day 2019
  - a. National Ceremony
  - b. Quiz competition
  - c. Events at the regional/hospital level

- d. Exhibition and lightening at MRI
2. Development of a road map for the Strategic plan for the Directorate of Healthcare Quality & Safety-
  - a. Obtained suggestions for the National Policy on Healthcare Quality & Safety draft from the WHO consultant
  - b. Development of the Strategic plan on Healthcare Quality & Safety
3. Developed the draft National Action Plan on Medication Safety
4. Developed the draft guideline on hospital “Open Day”
5. Three trainings conducted (due to the request from healthcare staff)- 116 participants were trained
6. Two-day Workshop on clinical audits - Three workshops conducted- 146 healthcare staff were trained from 24 hospitals
7. Trained seven medical officers on Healthcare Quality & Safety at the Asian Institute of Technology- Thailand (totally sponsored by WHO- WHO fellowship)
8. Preparation and printing of National paediatrics guidelines on Respiratory Disorders- 2000 copies were printed

### **Public Health Veterinary Services**

1. Implementation of dog population control through dog sterilization-56662 female dogs sterilized
2. Thirty seven hospital staff trained in data entry
3. In-service training programme for District Rabies Control PHII- 73 (2 programmes)
4. World Rabies Day commemerated to increase awareness among general public on rabies prevention
5. Awareness of Community Leaders on Rabies- 2210 (20 programmes)
6. 158 offices trained on post exposure treatment
7. 20 programmes (216 participants) trained on rabies health education
8. District level rabies control activities reviewed- 45 (1 programme)
9. Quarterly Review Meetings held

### **Medical Supplies Division**

1. 95% of Central Air Conditioning of main store at MSD completed.
2. Construction of office rooms for Assistant Directors and renovation of record room at MSD- 45% completed
3. Internal Painting of the building
4. Refurbishment of the finance section
5. Refurbishment of the stock control unit- 40% completed
6. Providing electrical wiring for the conference room at roof floor at MSD- Ongoing
7. Renovation of VIP room-80% completed
8. Renovation, maintenance and servicing of firefighting equipment
9. Renovation of Digana sub store with racks- 30% completed
10. Construction of a new store complex at Welisara- 15% completed
11. Completion of Angoda surgical stores- 50% completed
12. Renovation of Welisara old store as Receiving Bay
13. CCTV camera for Angoda store
14. Improving store facilities in curative care institutions & RMSDs island wide- 86% completed
15. Purchasing 07 photocopy machines

16. Office furniture, computers and computer accessories for existing system- Ongoing
17. Purchased 4 Reach Trucks & 2 Hand Forks
18. Expansion of MSMIS project to peripheral institutions- 62 institutions - completed and fully functioning under PSSP funds. 160 institutions are covered under GOSL funds.
19. Regularization of DTC committees at all institutions in order to aware on supply chain management and developing realistic estimation, etc. - 22 districts were covered

### **Division of Bio-Medical Engineering Services**

The following biomedical equipment were purchased.

<b>Name of the Equipment</b>	<b>Qty</b>	<b>Est. Cost (Rs. Mn.)</b>
Multipara Monitor	175	28.05
Syringe Pump	398	52.455
Infusion Pump	60	3.24
Ultrasound Scanners	38	124.98
CTG Machine	60	10.95
Phototherapy Unit (Double Surface)	63	28.73
Endoscopy System	45	255.64
Diathermy Mc	49	73.44
Haematalogy Analyzer 5 Part	10	25.00
Blood Gas Analyzer	37	37.00
X-ray Machine - Digital	15	577.19
X-Ray - Mobile	11	440.00
High-pressure (SD)	18	32.41
Phacoemulsification m/cs	29	42.75
Nebulizers	318	3.34
BP Apparatus	501	8.64
Phototherapy Unit (Double Surface)	31	14.14
Infant Warmers	49	106.8
Binocular Compound Microscope	50	13.60
Pulse Oximeter	224	18.82
Blood Fluid warmer	36	8.75
Anesthetic Machine with Ventilator	75	311.25
Ventilator (Adult & Peadiatric)	110	330.00
Ventilator (Neonatal)	50	150.00
Therapeutic Cooling System	15	135.46
Infant Incubator	56	47.32
OT Lamp (Ceilling)	50	150.00
OT Lamp Mobile	50	50.00
High-pressure (DD)	9	54.90
CR X-ray	8	20.00

Cytotoxic Isolator (Single)	7	37.97
Mammography	5	44.88
C-Arm X-ray	4	48.29
Cytotoxic Isolator (Double)	3	17.903
Cath Lab (TH Kandy)	1	118.86
DSA – NHSL and TH Jaffna	2	284.755
Digital Fluoroscopy (Kalubowila, Badulla, etc.)	4	337.425
CT Scanner (128 Slice) (TH Kandy)	1	33.08
MRI scanner for GH J'pura and TH Jaffna	2	629.7

#### Ongoing Development Project Details:

File Name	Qty	Est. Cost (Rs.Mn.)
01 No. CT Scanner for NHSL	1	300.00
<b>Medical equipment for establishing regional spinal center in TH Jaffna</b>		
Spinal Table	1	20.00
Neuromonitoring	1	5.00
CT Scanner for Polonnaruwa & Ampara	2	180.00
MRI Scanner (3T) for GH Hambantota	1	300.00
MRI Scanner for GH Kalubowila	1	300.00
Dialysis m/c	9	12.24
ENT Navigation system for TH Jaffna	1	30.00
ENT Laser for TH Jaffna	1	35.00
CT Simulator	3	200.00
Digital Radiographic Diagnostic System	1	7.00
<b>Medical Equipment for Kamburupitiya</b>		
OT table	2	5.40
Portable X-ray with Automatic Film Processor	1	2.50
CRRT	10	35.00
<b>Surgical Medical equipment for Parliament Medical Unit</b>		
X-ray Illuminator	1	0.015
Spot Lamp	1	0.05
Examination Bed	1	0.06
ECG Machine	1	0.062
<b>Medical Equipment for establishing a Therapeutic Cooling Programme for sick newborns</b>		
Nitric Oxide Therapy	17	212.00
Echo Cardiograph Machines	17	167.00
<b>Establishment of a Cardiology unit in DGH</b>		

<b>Matale</b>		
Central Monitoring system	1	16.00
Cardiac monitors (WD)	6	4.20
C-Arm X-ray	1	10.00
Pulse Oximeter	3	0.05
Defibrillator	4	5.00
C-PAP	5	1.50
ECG Machine	2	0.60
Cardiac ICU Beds	24	4.80
Syringe Pumps	26	6.50
Ventilator (portable)	1	1.90
Infusion Pumps	15	0.90
Portable Echo m/c	1	7.00
Sucker machine	3	0.15
Therapeutic Ventilator	1	0.70
Mini Autoclave	2	0.70
<b>Urology Equipment for Kalutara</b>		200.00
<b>Vital requirements of Medical Equipment 2019</b>		
Nebulizer	103	2.05
Infusion Pumps	30	1.60
ESWL for Csth	1	300.00
01 No. CT Scanner for GH Badulla	1	150.00
Multimonitor	75	15.00
Sterilizer	2	
Handheld Blood Analyzer	24	
Cartridges	31,000	
CT Scanner for Awissawella	1	150.00
Cytotoxic Isolator (Single user)	2	10.80
MRI Scanner for Hambantota	1	300.00
Infusion Pump	447	44.70
OT Table	12	33.60
OT Table Electric - Neurosurgical	2	20.00
OT Table (Urology)	1	10.00
OT Table (Orthopedic)	3	30.00
OT Table (Thoracic)	1	6.00
Ventilator with high frequency	3	12.00
Blood Gas & Electrolyte Analyzer	12	12.00
Cardiac Output Monitor	16	16.00
Central Monitoring System	2	40.00

CPAP Neonatal	8	12.00
C-PAP Machine (Adult & Pead)	54	44.28
CT Scanner	2	100.00
ECG Machine	47	4.50
ECG Recorder (Three Channel)	13	1.30
Echocardiography Machine (High End)	8	120.00
Heart Lung Machine	1	35.50
Multipara Monitor (ICU)	56	56.00
Multipara Monitor (OT)	39	19.50
Multipara Monitor (Transport)	10	5.00
OT Lamp	11	22.00
OT Lamp (mobile)	11	6.60
Ventilator Transport (Neonatal)	3	6.00
Ventilator ICU (Neonatal)	8	24.00
Ventilator ICU - Adult & Pead	11	33.00
Ventilator ICU (Transport)	28	56.00
Cath lab for GH Kalutara	1	110.00
Defibrillator	89	71.20
Laparoscopy System	5	80.00
Laryngoscope Video	7	105.00
Multipara Monitor (WD)	211	52.75
MRI Machine (1.5 T)	1	150.00
Ultra sound Scanner	24	240.00
BIPAP Machine	17	11.90
CT Scanner 128 slice	1	100.00
CT Scanner - 128 Slice	1	120.00
Digital Fluoroscopy	2	20.00
DSA M/c	3	300.00
Ultrasound M/c (High End)	1	10.00
Ventilator - Transport	68	170.00
Ventilator (Therapeutic)	84	252.00
Ventilator (Therapeutic) - Neonatal	16	80.00
X-Ray CR System	2	10.00
X-ray Machine - Digital	2	80.00
		<b>5733.60</b>

Excluding the above equipment, Chinese project fulfilled many requirements of medical equipment in most line ministry and provincial hospitals in 2019.

### Planning Unit

1. Annual Action Plan (AAP) 2019 printed & distributed.
2. Drafted Annual Action Plan 2020



3. Annual Performance Report (APR) 2018 prepared and tabled in the Parliament.
4. Revision of Cadre Norms of Primary Health Care Institutions – WISN Study conducted and cadre norms developed.
5. Facilitate the development of national level plans for identified priorities of the Ministry of Health- 06 project proposals sent to Department of National Planning, 17 Cabinet papers submitted and Cabinet decisions received for 10 papers.
6. Strategic Framework for Sustainable Development of Health in Sri Lanka- Report drafted.
7. Reorganization of healthcare institutions- Nine healthcare institutions were recategorized
8. Bi-annual publication of cadre profile of Line Ministry Institutions completed.
9. Three programmes conducted for capacity building of health planners of provincial and line ministry institutions
10. Two special projects coordinated.

### **International Health Unit**

1. Prepared the WHO Biennium work plan 2020/21
2. Prepared the UNICEF Biennium work plan 2020/21
3. Prepared the UNFPA work plan 2020

### **Health Information Unit**

1. Implementation of Hospital Information Systems in Government Hospitals under the Digital Health Project

The first phase of the Digital Health project started in 2017, and the second phase commenced last year with the aim of implementing electronic hospital information systems in 300 hospitals by 2018/2022. In 2018/2019, implemented in 63 hospitals including District General Hospitals / Base Hospitals.

2. National level workshop to identify national to sub-national level digital health needs to develop the country's digital health strategy in July 2019 with the participation of more than 100 participants from national to sub-national health institutions
3. Organizing quarterly National e-Health Steering Committee meetings during the 3<sup>rd</sup> and 4<sup>th</sup> quarters of 2019
4. Developed and piloted the Non-communicable Diseases (NCD) module of the Hospital Information Management System (HIMS) with the intention of National level implementation in 2020
5. Revision of the National e-Health Guideline & Standards to be in line with the latest developments in digital health
6. Conducted a training programme on digital health for a team of health workers from the Myanmar Ministry of Health
7. ICT facilities were improved in TH Kandy, TH Peradeniya, TH Ragama, NHSL, TH Kalubovila, TH Jaffna, Sirimavo Bandaranaike Specialized Children's Hospital and DGH Ampara

8. The Apeksha Hospital at Maharagama being the premiere Cancer Institute of the country has successfully installed and commissioned a Picture Archiving and Communication System (PACS) infrastructure
9. The official web site of the Ministry of Health is presently been hosted at [www.health.gov.lk](http://www.health.gov.lk). All the circulars issued in the past 10 years were uploaded into the site and is used by thousands of employees to obtain information on transfers. A new SMS and e-mail alerting system was included in the website to send alerts (top officials and relevant officers) when publishing examinations circulars and latest information related to health. This web site provides links to other health websites such as websites of professional colleges, and related agencies, and is used by students to search health-related knowledge. Also, this website is used to advertise tenders and related details. It is proposed to upload progress of various projects in this web site in the future.
10. Interoperability framework

As many e-health solutions are implemented in different institutions, introducing an interoperability framework has become necessary. Therefore, action was taken to develop an interoperability framework and it will be introduced to the health system in the near future.

### **Organization Development Unit**

1. Conducted 02 National Health Development Committee meetings
2. Conducted 04 Health Development Committee meetings
3. Conducted capacity building 05- day workshop for sustainable health financing strategy for UHC
4. Finalized & launched the Essential Services Package (ESP) on the World Health Day.
5. Technically support to revise 10 job descriptions of health staff- Finalized 3 job descriptions & 07 job descriptions are in the final stage
6. Discussions are ongoing to finalize the organogram

### **Human Resources Coordination and Management Division**

1. Online recruitment of Nursing, PSM and Paramedical trainees first round completed and second round in progress
2. Generic online system to recruit Nursing, PSM and Paramedical trainees developed and available
3. Concise data-base on provincial and line ministry cadre available
4. National Health workforce Accounts annually- Document submitted
5. Completed National Health Accounts for 2014, 2015 and 2016
6. Cadre projection for specialists and PSM/Paramedical staff available

### **Medical Statistics Unit**

1. Completed list of Health Institutions – 2019
2. Annual Health Statistics – 2017 has been published in the Health Ministry website- 2017 is at the final stage of completion; 2018 data sets have been finalized; Preparation of the chapters for Annual Health Bulletin - 2018 is in progress
3. Baseline Report of the Institution Frame of Private Sector of Western Medicine and State Indigenous Medicine Sector has been published in the website of the Ministry of Health.

4. The eIMMR system is now functioning in 533 hospitals island wide
5. Successfully completed the review programmes on eIMMR system and training programmes on statistics to health staff who are engaging in hospital statistics in all the RDHS areas
6. Mid-year population estimates have been prepared by MOH Areas for the year 2019 and published. Updated the GN list of each MOH Area in Sri Lanka for the year 2020.
7. Issuing health data to the data users- Data to all the data requests were sent on time

### **Directorate of Private Health Sector Development**

1. Collection of data to implement a database of all PMIs around the country
2. Improving the registration & renewal of registrations of PMIs- No of registered institutes - 1441
3. Streamlined the flow of health information system through the private health sector
4. Streamline the procedure of handling of complaints against PMIs
5. Increasing the inspection and observation visits to PMIs
6. Initiation of establishment of a proper information system for data transfer from PMIs to the Ministry of Health
7. Conducted an island wide survey on prices charged by PMIs for identified 53 medical and surgical procedures
8. Develop suitable charges/ prices for various procedures and medical laboratory tests conducted by the private health sector- 80%
9. Conducting refresher/ gap filling course for “dental surgery assistants” who are currently employed at dental surgical practices/ clinics in collaboration with PHSD, PHSRC, TVEC, APHNNH and NAITTA
10. Conducting refresher/ gap filling course for “private sector nurses” who are currently employed at private hospitals-80%
11. Investigation of complaints made by public against PMIs- 70%
12. Initiation of a survey in respect of private health sector with the help of PHII in the MOH areas- 60%

### **National Medicines Regulatory Authority**

1. Improving the effectiveness of operations- Recruited new Staff for NMRA
2. Creating a pleasant working environment- Hired new office space
3. Strengthening the infrastructure facilities of NMRA- Purchased all office items
4. Process improvement - Implimented a customer feedback system, Preparation of a disaster management plan, Developing a quality manual and standard operating procedures
5. Process Automation- Introducing the ERP system , update the laboratory data base , upgrading hardware

### **National Authority on Tobacco and Alcohol**

1. Established tobacco free zones in 10 MOH areas
2. 35 Officers are actively involved in tobacco and alcohol prevention programmes in two Divisional Secretariats
3. 800 School children were made aware on industry interference on tobacco and alcohol in Anuradapura and Colombo districts
4. Two workshops conducted for Police officers in the Western province

## DDG (Logistics) Unit

Activity	Planned output	Actual Output
Construction of a Nursing Faculty/Accommodation Building-J'pura	To start structural work	Started
Construction of an Accident & Emergency Care unit at GH Polonnaruwa	To start the 2 <sup>nd</sup> stage	Started
Construction of an Accident & Emergency Care unit at TH Jaffna (Stage II)	To complete structural work	Completed
Construction of a Millennium Ward Complex at TH Kalubowila - Building & Structure	To complete structural work	Completed
Construction of a Millennium Ward Complex at TH Kalubowila - Plant Machinery & Equipment		
Construction of a Cardiology Unit, Catheter Lab & Ward Complex - TH Batticaloa	To start finishing work	Started
Medical Ward Complex at DGH Chilaw	To finish piling & to start structural work	finished piling & started structural work
Development of Karapitiya Hospital	To finish piling – Surgical & Medical Wards & to finish work - Stroke Unit	Completed 45% of Surgical & Medical wards. Completed 90% of Stroke Unit
Construction of Cancer Hospitals - Kandy	to proceeding finishing work	finishing works going on
Development of Dental Institute Colombo (Stage 11)	Delaying procurement process	Delaying procurement process
Construction of New Theatre Complex with modern facilities at BH Horana	To finish piling work	Completed
Construction of a three storied building consisting of an X - ray Unit, OPD, A & E Unit & Blood Bank at BH Pimbura	to finish work	finishing work going on
Construction of New Building - MoH	To finish structure of 10 <sup>th</sup> floor	Completed
Establishment of a Specialized Pediatric Care Complex in Karapitiya	To start work	Contract awarded
Establishment of a Specialized Pediatric Care Complex in Ampara	To start finishing work	finishing work is ongoing

Establishment of a Specialized Pediatric Care Complex in Jaffna	To acquire land in Inuvil	Land acquisition procedure
Establish a Base Hospital in Nintavur	To finish piling work	finished piling work
Establish an Oral Health Centre in Karapitiya Teaching Hospital	To finish piling work	Completed
Establish a Bone Marrow Transplant Unit at Kandy General Hospital	To complete Structural works	structural works on going
Disaster related repairs due to bad weather	To finished work	finished
Construction of the Heart Centre LRH	To start the structure	Started
Construction of an Oral Health Complex including all dental specialties in GH Rathnapura	To finish preparing Engineer Estimates	Procurement process
Establishment of Highly Specialized Centres in Colombo, Kandy & Anuradhapura to manage / serve obstetric complications and medical diseases complicating pregnancies	To start work -DMH To obtain procurement decision -Kandy	DMH - Awarded Kandy- Procurement process A'pura - Cancelled
Construction of a ward complex for Cancer units (stage II) G.H.-Rathnapura	To finish preparing Engineer Estimates	Preparing estimates
Construction of a building for specialized pediatric development centre in Colombo District	To award contract	Procurement process
Construction of a building for STD/AIDS Prevention Programme	To prepare estimates	Estimate Approval Procedure
Establishment of a Reproductive Treatment Centre - Castle Street Hospital	To award contract	Awarded
Establishment of a Maternity & Neonatal Complex, DGH-Polonnaruwa	Cancelled	
Improvement of DH-Moratuwa	To start work	Started Work
Expand the Beruwala Base Hospital	To start work	Ongoing work
Revamp the New DGH-Matara	To finished work	Completed 80% work by Department of Buildings
Strengthen the Dental Health Institute-Maharagama	Allocated to Hospital Director	

Establishment of Kidney Dialysis Centres (Renal Care Treatment Units)	To complete piling work	Trincomalee - Terminated Batticaloa-Completed structural work Hambanthota-Piling work
Construction of a Nephrology Dialysis & Transplant Unit, TH - Karapitiya	To complete work	Completed 90% work
Construction of Surgical wards & a Surgical complex, DGH-Monaragala	To award contract	Awarded
Construction of a new 10 storied building , GH-Badulla	To award contract	Awarded & started work
Preparing Cabinet Papers	To complete preparing Cabinet papers for essential projects	Prepared cabinet papers for Stroke Treatment centres for Jaffna, Kurunegala & Ampara
Land Acquisition Process	Completion of the Land Acquisition process	1. Proceeding for land Acquisition for GH-Chilaw, DH-Beruwala , Karapitiya New Maternity Hospital, and MOH of Wadugoda & Monaragala

## DDG (Medical Services) II Unit

Activity	Planned Output	Actual Output
Accident & Emergency Care - construction of new A&E Units in 7 Line Ministry hospitals	Construction of new A&E Units in 7 line ministry hospitals	Construction temporary terminated due to poor progress by the contractor. Planning to commence in a few hospitals after negotiations with the contractor.
Construction of the National Stroke center at BH Mulleriyawa	Construction of the National Stroke Centre	Construction temporary terminated due to poor progress by the contractor
Equipment of ETU (A&E) units in Line Ministry hospitals	Provide necessary equipment for 28 Line Ministry hospitals according to the level of the hospital and A& E guidelines	more than 70% for the equipment have being given to these institutions
Equipment for the National Stoke center at BH Mulleriyawa	Provide necessary equipment for the National Stoke center at BH Mulleriyawa	Since the design was changed, currently in the process of estimating equipment for the new building diagnosing and ward complex

Training - under A&E care, through 9 Provincial Simulation Centers	Planning to training medical, non medical, pre hospital care and general public handling accident and emergency care in each province	More than 1000 people in various categories are trained in each province in handling accident & emergency care
Training of Medical Officers in sports medicine pre participation assessment	To train more than 100 medical officers in each province specially capable of conducting pre-participation in sports medical event and issuing of certificates	A) Initial National Training Programme is scheduled on the 5 <sup>th</sup> February at the National Blood Bank Auditorium to train 200 Medical Officers B) Training of Medical Officers in sports medicine in all 9 provinces

## Indigenous Medicine Sector

### Development Programs running under Indigenous Medicine Sector

#### ➤ Programme on Prevention of Non-Communicable Diseases and its Follow Up

##### Objectives

- To raise public awareness on health conservation intended to form the basis of creating a healthy future generation.
- To prepare a methodology to measure existing health condition of a selected community.

##### Programme methodology:

- To raise awareness on the importance of indigenous medicine for prevention of non-communicable diseases
- To identify non-communicable diseases widespread in the area
- To select samples likely to be infested with such diseases
- To take action necessary to prevent non-communicable diseases based on the system of indigenous medicine and indigenous food pattern and its follow up.
- To take controlling measures on availability of patients who have contracted a disease but not identified and to take steps to prevent contracting such diseases to those who have not yet been affected.

This program has been implemented for year 2019 in 195 Divisional Secretariats in 19 Districts in the island by allocating provisions of Rs. 1,950,000.00.

➤ **Nutrition Homes**

In the year 2019, financial allocations were made for the construction of Nutrition Centers at Maspotha, Pallepola, Pathadumbara, Dodangoda, Kantale and Nikaweratiya Divisional Secretariats and they were completed.

Provision was also made in 2019 for the purchase of equipment for Nutrition Centers built in previous years.

➤ **Conservation Councils**

- Library facilities have been granted for common use of the doctors in Ayurvedic Conservation Councils on recommendation of the relevant Divisional Secretary upon request of Ayurvedic Conservation Councils. Accordingly, Rs. 50,000.00 each has been granted for the 09 new libraries to purchase a steel cupboard and books of indigenous medicine.
- Rs. 20,000.00 each has been granted for 23 libraries to purchase books.

Construction of Conservation Council buildings

<b>Divisional Secretariat</b>	<b>Physical progress</b>	<b>Current status</b>
Giribawa		First stage work completed
Polpithigama	100%	Work completed
Kotawehera	100%	First stage work completed Rs. 600,000.00 provided for 2 <sup>nd</sup> stage work
Kalmunei	100%	First stage work completed Rs. 600,000.00 provided for 2 <sup>nd</sup> stage work
Korale Pattu - South	99.88%	Completed
Giribawa	90%	90% of second stage work completed
Construction of the security fence of Eheliyagoda herbal garden	100%	Construction of Security fence completed



## Department of Ayurveda

### Development Division:

#### Patient treatment services – Mobile Clinics

Conductor of the clinic	No. of clinics
National Ayurvedic (Teaching) Hospital - Borella	19
Gampaha Wickramarachchi Ayurvedic (Teaching) Hospital – Yakkala	15
Ayurvedic Research Hospital - Ampara	4
Chamal Rajapaksha Ayurvedic Research Hospital - Hambantota	2
Bandaranaike Memorial Ayurvedic Research Institute - Navinna	1
Ayurvedic Research Hospital (Non-Communicable Diseases) - Ninthavur	1
Provincial Departments of Ayurveda (transferred by the Department of Ayurveda)	14
Total no. of programs coordinated	56

#### Other services

Programme	No. of beneficiaries/ institutions
Local beverage popularization program	20
Free issuance of herbal plants (for schools, public institutions, temples)	356
Exhibitions	20
Granting permission to see herbal gardens	7
Providing technical instructions	2
Total no. of programmes	405

## Technical Division:

### Registration of Ayurvedic Institutions

No. of institutions registered	
Treatment Centers	269
Panchakarma Centers	17
Panchakarma Centers in hotels	19
Hospitals	18
Trade centers	255
Manufactory	284
Transport	103
<b>Total</b>	<b>965</b>

### Issuance of licenses by the Department of Ayurveda

No. of institutions for which licenses issued	
Private Ayurvedic Hospitals	18
Manufactories	241
Transport	95
Ayurvedic Treatment Centers	85
Trade centers	255
Hotel related Panchakarma institutions	19
Panchakarma institutions	17
For imported medicines - new	135
For imported medicines - renewals	154
For local medicines - new	65
For local medicines - renewals	149
Hospitals	18
<b>Total</b>	<b>1,251</b>

### Conducting Committees

Committee	No. of terms conducted
Technical Sub-Committee	18
Committee for Formulating Regulations	01
Media Propagation Committee	03
Formula Committee	12
Duty Free Medicine Importation Committee	19
Committee for final Proof Reading of Samiksha	Submitted to the Medical Research Institute
Committee for Preparation of Applications (Committee for Formulation of Legislations)	25
Other	-
Total	78

- 25 recommendations issued for conducting Preliminary Investigations/ Disciplinary Inquiries
- Issued recommendations for 20 kilograms of ganja and 40,850.55 liters of paripaka spirits for Ayurvedic Drugs Manufactories.
- 98,817 calendars in Sinhala and 43,290 calendars in Tamil were printed for the function of anointing oil – 2019 with 76,317 papers in Sinhala and 35,790 papers in Tamil.

### Examinations Division:

Activity	Duration conducted	Attendance	Remarks
Ayurvedic Service Assistant Efficiency Bar Examination (Oral)	April 2019	01	Results issued.
Ayurvedic Tri-monthly Attendant Course Evaluation Examination (Sinhala Medium)	May 2019	40	Results issued.
1 <sup>st</sup> Efficiency Bar Written Examination for Grade III in the post of Clerk recruited under Management Assistant Non-Technical Category (02) MN 01	May 2019	01	Results issued.
Conducting Limited Written Examination for Recruitment to the posts of Massuer (Male/Female) in the Department of Ayurveda	June 2019	02	Results issued.
Conducting Efficiency Bar Examination of the Ayurvedic Medical Officers	July 2019	235	Examinations delayed due to submission of appeals by applicants who failed the examination
Evaluation Test for the Government Ayurvedic Tri-monthly Attendant Course – Tamil Medium	September 2019	17	Results issued.
Conducting Practical Test of Ayurveda	September	68	Results issued.

Shasthri Annual Examination (May, 2017)	2019		Examinations delayed due to objections raised by Government Medical Officers on conducting Practical Test
Final Evaluation Test for the Massuer Tri-monthly Training Course of the Department of Ayurveda	November 2019	20	Results issued.
Conducting Efficiency Bar Examinations, I, II, III for the posts recruited by the Department of Ayurveda under PL 01 & 02.	December 2019	68	Results issued.

## Ayurvedic Teaching Hospitals

### Patient Treatment Services

Treatment Service	Borella	Yakkala	Kaithadi	Trincomalee
Outer	198,873	89,362	53,541	19,063
Resident	2,753	1,071	1,009	48
Total	201,626	90,433	54,550	19,111

### General clinic treatment services

Teaching Hospital	No. treated
Borella	194,051
Yakkala	32,566
Kaithadi	14,374
Trincomalee	4,792

### Special Clinics (Clinics conducted by Traditional Doctors)

Clinics	No. of patients treated	
	Borella	Yakkala
Eye	463	229
Fractures	1,885	-
Boils	189	597
Snake venom	79	33
Mental ailments	61	-
burns	79	-
Rheumatic	-	468
<b>Total</b>	<b>2,756</b>	<b>1,327</b>

### Community Health Treatment Services

Mobile clinics	Year 2019 (beneficiaries)			
	Borella	Yakkala	Kaithadi	Trincomalee
Clinics in Parliament	1,451	-	-	-
Clinics conducted in Police Stations/ Prisons	1,597	285	-	-
Clinics conducted in temples	-	1297	-	-
Clinics conducted in Divisional Secretariats	-	-	-	659
Clinics conducted in Universities	469	-	731	212
Clinics conducted in Schools			2,342	-
Clinics conducted in other institutions	1,629	-	-	-
Total	5,146	1,582	3,073	871

### Provision of other services and facilities

Service	No. of beneficiaries	Service recipient institution
Awareness and consultancy services	25 school pupils	Kaithadi Siddha Hospital
		University of Jaffna
		Wickramarachchi Ayurvedic Hospital - Gampaha
Conducting exhibitions - 02	-	District Secretariat - Jaffna

### Production and use of medicines

Type of medicine (bottles/ kgs.)	Borella		Yakkala		Kaithadi		Trincomalee	
	production	use	production	use	production	use	production	use
bottles								
Arishta	2315	-	-	-	-	1924	-	452
Asawa	2680		540	540	-	1830	-	373
oil	11601.3		1235	1235	2336.5	5460	7	712
Syrup	1052.2		-	-	418.7	653	4	84
decoctions	58600		10820	10820	-	652	-	331
beverages	452.89		-	-	-	-	-	-
brew	36278.4		4325.22	4325.22	4003.36	4003.36	-	-
Anupana (60 ml)			-	-	904.8	904.8	-	-
Other	119		-	-	11	4	-	-

Kgs.								
pills	21600	-	-	28.25	43.845	-	-	-
paste	691.6	166.43	166.43	-	180.6	-	-	-
Lepa	2164.03	66.85	66.85	-	170	-	-	-
powder	5255.5	755.704	755.704	479.38	1083.79	5.26	136.76	
alkaline	1.26	-	-	-	-	-	-	-
panta	62.8	1841.83	1841.83	-	-	-	-	-
paththu	2864.6	169.8	169.8	646.14	646.14			-
leha		66.85	66.85		30.8	-	-	-
Guggulu	224	13.8	13.8	-	35.25			22.5
Eye drops	39	9	9	-				-
Heating	415.4	379.33	379.33	-				-
Vati	183	557	557	-	51.5			26.75
Warthi	0.8	-	-	-				-
Powder	30.2	-	-	-				-
Other	1227	-	-	3.09	3.09			-
Other (packets)	26.6	-	-	-	-			-

### Sample testing in Medical Laboratory

Test	Amount tested
Blood samples	9,623
Urine samples	177
Cholesterol testing	1,614
X-Ray	654
ECG	-
FBS	75
ESR	51
Total	12,194

### Ayurveda Research Hospitals

#### Patient treatment services

Treatment service	Navinna	Ampara	Hambantota	Ninthavur	Medawachchiya	Mihintale	Manchanthoduwai
Outer	88,506	40,053	23,501	11,695	11,124	383	12,907
Residential	682	345	502	1,865	135	-	427
Total	89,188	40,398	24,003	13,560	11,259	383	13,334

### Residential patient treatment services

Treatment service	Ampara	Hambantota	Ninthavur	Medawachchiya	Manchanthoduai
Female	160	348	6,695	62	229
Male	185	121	5,269	73	207
Total	245	469	11,964	135	436

### General Clinics – No. of patients treated

Treatment service	Ampara	Hambantota	Ninthavur	Medawachchiya
Female	16,159	14,306	5,748	5,944
Male	16,381	8,301	2,843	5,180
Total	32,540	22,607	8,591	11,124

### Special Clinics (Clinics conducted by traditional doctors)

Treatment service	Ampara	Hambantota	Ninthavur
Fractures	2,707	891	-
Snake venom	810	-	-
Burns	352	-	-
Mental troubles	-	-	20
Total	3,869	891	20

### Community Health Treatment Services

Mobile clinics	Year 2019 (no. of beneficiaries)			
	Ampara	Ninthavur	Medawachchiya	Manchanthoduai
Clinics conducted by Ministry with prior notification	-	620	-	-
Clinics conducted in Police Stations/ Prisons	263	-	-	-
Clinics conducted in temples	84	120	83	-
Clinics conducted in Divisional Secretariats	-	2,507	64	436
General clinics	-	694	-	-
Clinics conducted in Universities	-	-	-	-
Clinics conducted in schools	-	1,198	196	52
Clinics conducted in other institutions	126	847	-	75
Total	473	5,986	343	563

## Bandaranaike Memorial Ayurvedic Research Institute

Area of research	No. of researches	Year
Literary research	11	2016 - 2019
Botanical Division	15	2019
Standardization Division	23	2019
Clinical Division	02	2019

## National Institute on Traditional Medicine

Programme	No. of programmes	No. of beneficiaries
Medical Officer training programmes	22	902
Traditional Medical Officer training programmes	08	253
Training programs for Nursing and Medical Assistant staff and other training programs	03	77
Community Health, maternal and child nutrition programmes.	16	2,269
Special programs	-	Public awareness raised

## Ayurvedic Herbal Gardens

### Conservation Activities

Activity	Amount (No. of Feet/ Square feet/ Acres/ Meters/ trees)					
	Haldummulla	Pattipola	Girandurukotte	Pallekelle	Pinnaduwa	Kanneliya
Rare	10	-	16	02	09	02
Native	05	-	03	-	05	04
Endangered	-	-	08	-	07	-



Common trees	594	-	06	-	38	-
<b>B. Land conservation during the year</b>						
Biomass	200(feet)	100 (Meters)	02 (acres)	200 (feet)	120 (feet)	100 (meters)
Land cover cultivations	¼ (acres)	02 (acres)	01 (acres)	-	-	-
Stone ranges	2050(square feet)	-	-	Approx.40 (feet)	45 (feet)	-
Cutting drains	-	-	-	-	120 (feet)	-
Placement of turfs	3050(square feet)	-	-	-	-	-
Removing soil in drains	-	-	-	-	55 (feet)	80 (feet)
Standardization of drainage systems	-	-	-	-	-	75 (cubic feet)

#### Production and sale of herbal plants

Herbal garden	Total no. of plants produced	No. of plants Sold
Girandurukotte	25,888	2,627
Pattipola	5,733	2,523
Pinnaduwa	16,972	4,998
Haldummulla	19,614	11,740
Pallekele	14,439	8,613
<b>Total</b>	<b>82,646</b>	<b>30,501</b>

#### Social hospitality work

Activity	Nane. of herbal gardens				
	Haldummulla	Girandurukotte	Pattipola	Pinnaduwa	Pallekele
Awareness raising					
programmes	58	10	07	09	17
beneficiaries	1,578	422	580	20	714

Technical cultivation instruction	-	-	-	-	-
programmes	11	02	-	08	06
beneficiaries	221	80	-	160	479
New herbal gardens	06	-	-	09	06
Exhibitions	-	-	-	-	01
Workshops	02	03	-	-	03
Beneficiaries	150	60	-	-	100
Labor contribution	02	25	-	-	-
Foreign traveler awareness	02	-	12	52	99

## **Ayurvedic Medical Council**

### **Standing Sub-Committees implemented and their function**

1. Board of Control of Examinations – Standing Sub-Committee
2. Committee on Punishable Occasions – Standing Sub-Committee

### **Board of Control of Examinations**

Written test for registration of Traditional Ayurvedic Doctors was held at Lumbini Vidyalaya, Colombo 15 on 05<sup>th</sup> and 06<sup>th</sup> October 2019 under full supervision of the Board of Control of Examinations attended by 433 applicants.

### **Committee on Punishable Occasions**

This Committee was convened on 22.07.2019 and 29.08.2019 and it has been decided to conduct investigations on 12 doctors under charges.

### **Sub-Committee to determine additional qualifications of registered doctors**

The Council has approved additional qualifications of 09 registered doctors during year 2019.

### **Investigations**

Investigations on complaints against 59 registered doctors conducted during year 2019 and further action under way.

### **Special Medical Boards**

Medical Council has conducted 05 special medical boards during this year.

### **Registration of Ayurvedic Doctors under Sections 55(1) & 55(2) of the Ayurveda Act No. 31 of 1961**

The total number of doctors registered in the Ayurvedic Medical Council by the end of year 2019 amounted to 25,783 and 352 Ayurvedic Doctors have been registered during this year.

### **Registration of Ayurvedic Nurses and Pharmacists**

The Department of Ayurveda has trained 93 persons as Ayurvedic Nursing Officers out of whom 38 Ayurvedic Nursing Officers have submitted applications for registration in Ayurvedic Medical Council and the total number of applicants have been registered.

### **Special Programmes**

Awareness programs pertaining to the subject of Ayurveda were conducted for Officers in Divisional Secretariats and those who are anticipating registration & Ayurvedic Conservation Councils with a view to protecting the system of Indigenous Medicine through a friendly service. Accordingly, programs were conducted covering Northern Province, Eastern Province & Uva Province.

Also, an awareness program on the decisions taken from time to time by the Ayurvedic Medical Council covering such Provinces was conducted for Community Health Medical Officers. Actions were also taken to conduct mobile counters for registered doctors and doctors expecting registration in those areas. Activities such as issuance of applications for registration of Traditional Ayurvedic Doctors, undertaking applications required for registration of Traditional Doctors and correcting their defects, solving issues of those who are awaiting registration, issuance of books of certification of Ayurvedic Doctors, issuance of vehicle logos for Registered Ayurvedic Doctors, issuance of identity cards and updating information of registered Ayurvedic Doctors etc. were carried out thereunder.

### **Other activities performed during year 2019**

<b>Item</b>	<b>No.</b>
No. of doctors who have renewed their registration	778
No. of doctors who are reportedly dead	117
No. of medical certificate confirmations	627
Issuance of identity cards for registered Ayurvedic Doctors	641
Issuance of vehicle logos	122
Attendance in Basic Professional Development Programs for newly registered doctors	94
No. of books of medical certificate issued	1,584

## Community Health Promotion Service - Anuradhapura

Title of the project / programme unit	Programme particulars	No. of programmes conducted	beneficiaries
Program to Control Non-Communicable Diseases	1.Mobile Medical Clinics	313	
	No. of patients treated		7,584
	No. of patients referred		171
	2. Preliminary test to identify patients	535	11,080
	3. Health promotion programs in places of work	100	2,315
	4. Programme for Mental health promotion through Exercises of Yoga and Discipline	171	3,249
	5. awareness programs	4,327	75,015
	6. no. of patients checked		1,779
Programme to Control Communicable Diseases	Programme to Control Communicable Diseases	2,381	37,079
Nutrition Programme	Program for propagation of indigenous food/ promotion of nutrition concepts suitable for Sri Lankans		34,904
	1.Practical programmes	1,648	
	2. awareness programmes	2,468	
Child Health Conservation	Program for conservation of child health, pre-school & school based hygienic program		25,476
	1. Child hygienic program	1,192	
	2.child clinics	861	
	3. awareness program	1,128	
Community Based Adult Health Service Programme	Adult health promotion program		11,335
	1.clinics	923	
	2.elders supervised	17,669	
	3.reference to further treatment centers		
Mental Health Promotion Programme	Mental health promotion programs	275	8,445
Protection of Mothers	No. of maternal clinics	201	3,557
School Programmes	1.awareness	50	2,340
	2. year 5 Scholarship assistance programs	41	2,704
	3. school related clinical services	10	882
	4. Yoga and discipline exercise program	56	1,628
Raising Awareness in Household Units	raising Awareness in Household Units	51,697	79,310

Community Treatment Service Programmes and Other Special Programmes	1.controlling communicable diseases/ other special programs	1,508	18,312
	2. special kidney clinic/ controlling non-communicable diseases	358	6,519
	3. spiritual development programme	59	1,694
Conservation and Sustainable Use of Herbal Plants	1.model nurseries	29	
	2. organic home garden cultivation – no. of home gardens	1,926	3,890
	No. of programs	379	
	3. no. of herbal gardens	118	
	Plants planted/ distributed	1,228	

## Homeopathy Medicine

## Homeopathy Hospital

### No. of patients treated during year 2019

Month	2019	
	Internal	Outer
January	13	2,976
February	12	2,870
March	9	2,877
April	10	2,372
May	15	2,866
June	4	2,659
July	20	3,342
August	8	3,241
September	10	3,025
October	15	3,614
November	25	3,250
December	15	3,193
	<b>156</b>	<b>36,285</b>

### Laboratory facilities

Homeopathy Hospital has provided laboratory facilities for 1,354 patients during year 2019.

### Homeopathy medical education and overseas workshops

05 Sri Lankan students were referred to National Homeopathic Institution, Calcutta to pursue Degree in Homeopathy Medicine during year 2019 under annual scholarships offered by Ayush Ministry, India. 11 Graduate Doctors who have completed education in that Institution have joined

practice in Homeopathic Medicine, out of which 05 doctors have obtained training in Government Homeopathy Hospital for clinical activities.

### **Constructions and infrastructure facilities**

Rs. 5.3 million has been spent for completion of construction works in the official quarters complex and other Rs. 0.825 for renovation work in the laboratory building under development of infrastructure facilities.

### **International Health Exhibitions and International Workshops**

- Homeopathic mobile clinics and an awareness raising campaign was carried out at the exhibition held three days from 26.07.2019 to 28.07.2019 at the Bandaranaike Memorial International Conference Hall by the Ministry of Health, Nutrition & Indigenous Medicine where Homeopathic treatments were given to 108 people.
- Government Homeopathy Hospital managed to take part in the workshop of International AYUSH Conclave held from 15-16 February in Kerala pertaining to Alternative Systems of Medicine as organized by Ayush Ministry in India and it represented Sri Lanka at the workshop 2<sup>nd</sup> World Integrated Medical Forum held on controlling quality certificates in Homeopathic medicinal products from 22<sup>nd</sup> to 26<sup>th</sup> February in Goa.

## **Homeopathic Medical Council**

### **Performance in Government Homeopathic Clinics**

05 new government Homeopathy clinics were opened in January this year in the areas of Hambantota, Puttalam, Batticaloa, Nuwaraeliya and Kalutara in addition to the 7 clinics existed so far. Accordingly, the number of patients treated by 12 Government Homeopathy Hospitals during year 2019 are as follows.

<b>Clinic</b>	<b>No. of patients treated</b>
Moneragala	5,073
Dehiwala	18,829
Matale	10,350
Tholangamuwa	19,888
Kurunegala	12,795
Parakaduwa	13,688
Palamunei	7,770
Kotmale	11,202
Ambalantota	5,419
Ingiriya	2,935
Batticaloa	2,752
Puttalam	7,169
<b>Total</b>	<b>117,870</b>

### Management of Government Homeopathy Clinics

A large number of patients have received treatments from Homeopathy Clinics during year 2019 and the Medical Council took action to provide required facilities for staff maintenance, for provision and promotion of building facilities, maintaining water, electricity and sanitary services.

### Conducting Homeopathic mobile clinics and seminars

Mobile clinics and seminars conducted parallel to Homeopathy Hospital

Date	Venue conducted	Attendance of patients
15.02.2019	Indigenous Medicine Sector	54
20.04.2019	Periyamulla	92
25.05.2019	Vishwa Children's Society, Kalutara South	81
13.06.2019	Rambukkana Divisional Secretariat	78
23.06.2019	Welithara, Balapitiya	88
	<b>Total</b>	<b>393</b>

Seminars and mobile clinics conducted under *Purapathi Serisara* programme organized by Dehiwala-Mt. Lavinia Urban Council

Date	Venue	No. of patients
12.01.2019	Jayasumanarama Temple, Ratmalana	40
29.06.2019	Kristudeva Vidyalaya, Dehiwala	60
21.09.2019	Ratmalana Golden Lion Super Club premises	68
	<b>Total</b>	<b>168</b>

Seminars and mobile clinics conducted under *Suwa Yathra* social mission by this clinic

Date	Venue	No. of patients
20.03.2019	Digana Resort premise	204
11.12.2019	Kurudugaha, Elpitiya Jayabima Hermitage premise	180
	<b>Total</b>	<b>384</b>

Seminars and mobile clinics conducted by Government Homeopathy Clinic, Kuruwita - Parakaduwa

Date	Venue	No. of patients
18.01.2019	Nakandala Gangarama Temple premise	40
22.02.2019	Kuruwita Estate, Sri Abhinawarama Temple premise	46
22.04.2019	Pannipitiya Dhramapala Vidyalaya	58
	<b>Total</b>	<b>144</b>

Seminars and mobile clinics conducted by Government Homeopathy Clinic, Moneragala

Date	Venue	No. of patients
20.07.2019	Passara Suriyawatta	162
08.06.2019	Lunugala Soodawatta, Watta	120
	<b>Total</b>	<b>282</b>

Seminars and mobile clinics conducted by Government Homeopathy Clinic, Ingiriya

Date	Venue	No. of patients
02.10.2019	Akkara 20 Division, Ingiriya East	76

### Electronic and Print Media programmes on the system of Homeopathic Medicine

The Doctor in the Government Homeopathic Clinic, Dehiwala conducted a number of media programs as 13 programs telecast by the National Television, Sirasa and Siyatha channels and one radio program broadcast by V FM radio. 49 articles were compiled for printed media published daily and periodically such as in (Sunday) *Divaina*, (Monday) *Divaina*, *Lakbima*, *Tharuni*, *Isiwara*, *Rajina* papers and in the monthly magazine *Vaidyawardaya* and also *Hiruresa* online magazine.

### Commencement of new Government Homeopathic clinics

District	Location of the clinic
Puttalam	MOH Building, Puttalam
Hambantota	Divisional Secretariat premise, Ambalanthota
Nuwaraeliya	Divisional Secretariat premise, Kotmale New Town
Batticaloa	Munai Street, Puliyanthivu
Kalutara	<i>Vides Mithudama</i> , Maha Ingiriya

### Appointment of staff for new clinics

06 Homeopathy Graduate and Diploma holder doctors selected by the Board of Interview for the newly created clinics were attached for the posts of Medical Officer and selected 05 labourers. Number of posts in the Homeopathic Medical Council grew up to 37 with these appointments.

### Issuing licenses for importation of medicine

Recommendations have been granted during this year for 17 importation licenses valued at 68,344.395 US\$ and 1,435.53 Euros for Homeopathic doctors and institutions.

## Ayurvedic Drugs Corporation of Sri Lanka

### Development Projects

#### Launching an Analgesic drugs manufactory

Analgesic therapy in Ayurveda claims a high demand and even the pioneer in production of analgesic drugs, Ayurvedic Drugs Corporation of Sri Lanka has failed to meet the demand. Analgesic drugs valued at around ten million rupees are produced at present and foundation stone was laid on 12.07.2018 to an Analgesic Drugs Manufactory to widen this production. Its construction work is due to be completed during the early months of year 2020.

amount invested - Rs.38 million

Financial Progress - 25%

Physical Progress - 10%



### Setting up Multi-Purpose Lecture Hall

There is a seating capacity for 200 people in this lecture hall declared open by the Minister of Health on 26.06.2019 and it is scheduled to be used for activities such as training in future.

Financial Progress - 100%

Physical Progress - 90%

### Capital projects

Machine purchased	Financial progress	Physical progress
Purchasing 2 no's of 600ml steamers	100%	100%
Coconut shell remover	100%	100%
Powder filling machine	-	5%

An Ayurvedic pills (Vatika) processing new machine was added to the production process with a view to increasing drugs manufacturing capacity, which has enabled increasing drugs production.

### Herbal garden projects

Project	Financial progress	Physical progress
Preparing water supply system in Nikaweratiya herbal garden	70%	80%
Construction of herbal garden observation saloons	50%	-
Cultivation of mango to cover the cost of maintaining herbal gardens	60%	40%
Aloe Vera cultivation (1 acre)	80%	80%

#### ➤ Establishment of a bee keeping/bee raising unit

Works were initiated in collaboration with the Department of Agriculture to establish a bee keeping unit to collect bee honey required for manufacturing drugs.

➤ **Special Programmes**

50<sup>th</sup> Anniversary of the Ayurvedic Drugs Corporation of Sri Lanka was conducted on 11<sup>th</sup> May 2019 with participation of all staff members of the Corporation. Also, a discussion of the Experts was conducted at Thewni Reception Hall, Padukka with participation of high-ranking officers of the Ministry and the field of Ayurveda for betterment of the field in parallel to the 50<sup>th</sup> Anniversary of the Ayurvedic Drugs Corporation of Sri Lanka.


➤ **Setting up Sales Branches and Sales Promotion Programs**

New sales centers were established and sales promotion programs were conducted as follows with a view to widening drugs distribution network and giving publicity to drugs of the Ayurvedic Drugs Corporation of Sri Lanka.

- Establishment of the new sales branch in Western Province
- Launching the Isiwara Osu Asapuwa of the Corporation in CWE Supermarket network
- Sales Promotion Program – 2019 of the Ministry of Health and Indigenous Medicine
- Enterprise Sri Lanka, Anuradhapura – 2019 Sales Promotion Program
- Ayurvedic Expo – 2019 Sales Promotion Program
- In addition, the Corporation has conducted 34 sales promotion workshops island wide with a view to raising awareness among public and private sector officers on Ayurvedic drugs and increasing its sales of medicine earning a net income of Rs. 1,187,554.00.
- A discussion was conducted with Provincial Commissioners of Ayurveda on 21.05.2019 at Thewni Hall, Padukka for the purpose of strengthening sale of drugs in public sector through a proper coordination.

**Annual production, sales income and profit of the Corporation during year 2019**

Item	Rs. Mn.	Growth as against last year
Annual production	405.90	3%
Annual sale	718.87	4%

  
.....  
**Head of Institution**

**Dr. S. H. Munasinghe**  
Secretary  
Ministry of Health & Indigenous Medical Services  
"Suwasiripaya",  
385, Rev. Baddegama Wimalawansa Thero Mawatha,  
Colombo 10, Sri Lanka.

**CHAPTER 3**  
**Overall Financial Performance**  
**of the Year**



### 3.1 Statement of Financial Performance

ACA - F

#### Statement of Financial Performance For the period ended 31st December 2019

Budget 2018	Note	2019	Actual 2018
<b>Revenue Receipts</b>			
	1		
	2		
	3		
	4		
<b>Total Revenue Receipts (A)</b>		-	-
<b>Non Revenue Receipts</b>			
		177,481,065,914	153,596,073,552
		1,288,671,564	1,123,188,414
		1,324,068,003	1,249,499,155
		4,218,806,339	3,050,045,925
<b>Total Non Revenue Receipts (B)</b>		184,312,611,820	159,018,807,045
<b>Total Revenue Receipts &amp; Non Revenue Receipts C=(A)+(B)</b>		184,312,611,820	159,018,807,045
<b>Less: Expenditure</b>			
<b>Recurrent Expenditure</b>			
86,387,743,300.00			
	5	86,818,028,010	73,976,446,142
66,728,122,300.00	6	67,248,348,031	55,476,622,080
5,251,259,400.00	7	5,289,298,556.00	4,995,748,529
-	8	-	
15,000.00	9	15,000	
<b>158,367,140,000.00</b>		159,355,689,597	134,448,816,751
<b>Capital Expenditure</b>			
7,606,505,512.00	10	6,906,239,344	6,829,576,667
26,186,896,175.00	11	17,035,552,286	17,734,661,997
1,185,103,916.00	12	647,137,345	1,079,479,688
	13		
887,156,188.00	14	848,252,917	972,622,441
4,047,738,209.00	15	3,138,068,208	5,918,593,229
<b>39,913,400,000.00</b>		28,575,250,101	32,534,934,022
<b>Main Ledger Expenditure (F)</b>			
		1,232,519,780	909,054,923
		1,539,073,594	1,493,684,255
		2,771,593,375	2,402,739,178
<b>Total Expenditure G=(D+E+F)</b>		190,702,533,072	169,386,489,951
<b>Imprest Balance as at 31 st December 2018 H=(C-G)</b>		(6,389,921,252)	(10,367,682,906)

### 3.3 Statement of Financial Position

ACA - P

## Statement of Financial Position As at 31st December 2019

	Note	2019 Rs.	2018 Rs.
<b>Non Financial Assets</b>			
Property, Plant & Equipment	ACA-6	167,974,858,973	120,885,406,858
<b>Financial Assets</b>			
Advance Accounts	ACA-5/5(A)	2,653,015,494	2,438,009,903
Cash & Cash Equivalents	ACA-3	471,051,300	283,481,634
<b>Total Assets</b>		<b>171,098,925,767</b>	<b>123,606,898,395</b>
<b>Net Assets/Equity</b>			
Net Worth to Treasury		1,155,087,880	996,234,073
Property, Plant & Equipment Reserve		167,974,858,973	120,885,406,858
Rent and Work Advance Reserve	ACA-5(B)		
<b>Current Accounts</b>			
Deposits Accounts	ACA-4	1,497,927,614	1,441,775,830
Imprest Balance	ACA-3	471,051,300	283,481,634
<b>Total Liabilities</b>		<b>171,098,925,767</b>	<b>123,606,898,395</b>

Detail Accounting Statements in ACA format No. 1 to 6 presented in pages from 4/275 to 7/1304 And Notes to Accounts presented in pages from 7/1307 to 21/137 From and integral parts of these Financial Statements. The Financial Statements have been prepared in complying with the generally Accepted Accounting Principles whereas most appropriate accounting policies are used as disclosed in the Notes to accounts and other relevant accounts were reconciled with the Treasury Books of Accounts and found to in agreement.

**Dr. S. H. Munasinghe**  
Secretary  
Ministry of Health & Indigenous Medical Services  
"Suwasiripaya",  
385, Rev. Baddegama Wimalawansa Thero Mawatha,  
Colombo 10, Sri Lanka.

Chief Accounting Officer  
Name:-  
Designation:-  
Date:- 2020/06/12

Accounting Officer  
Name:-  
Designation:-  
Date:-

**D. C. Wikramasena**  
Chief Financial Officer  
Name:-  
Designation:-  
Date:-  
Ministry of Health, Nutrition & Indigenous Medicine  
"Suwasiripaya",  
385, Rev. Baddegama Wimalawansa Thero Mawatha,  
Colombo 10.

### 3.4 Statement of Cash Flows

ACA - c

## Statement of Cash Flows for the period ended 31st 9December 201

	Actual	
	2019	2018
<b>Cash Flows from Operating Activities</b>		
Total Tax Receipts		
Fees, Fines, Penalties and Licenses		
Non Revenue Receipts	184,536,006,993	159,287,325,809
<b>Total Cash Generated from Operation (a)</b>	184,536,006,993	159,287,325,809
<b>Less - Cash Disbursed for</b>		
Personal Emoluments & Operating Payments	153,792,552,662	132,256,682,881
Subsidies & Transfer Payments	3,184,636,693	
Finance Costs - Imprest Settlement to Treasury	-	
Other Expenditure	15,000	
Other major ledger expenses	2,773,203,972	2,410,049,592
<b>Total Cash Disbursed for Operations (b)</b>	159,750,408,327	134,666,732,473
<b>Net Cash Flow From Operating Activities ©=(a)-(b)</b>	24,785,598,666	24,620,593,336
<b>Cash Flows from Investing Activities</b>		
Interest		
Dividends		
Divestiture Proceeds & Sale of Physical Assets		
Recoveries from On Lending		
<b>Total Cash Generated from Investing Activities (d)</b>	-	-
<b>Less - Cash Disbursed for</b>		
Purchase or Construction of Physical Assets & Acquisition of other Investment	24,314,547,366	24,337,111,702
<b>Total Cash Disbursed for Investing Activities (e)</b>	24,314,547,366	24,337,111,702
<b>Net Cash Flow From Investing Activities (F)=(d)-(e)</b>	(24,314,547,366)	(24,337,111,702)
<b>Net Cash Flows From Operating &amp; Investment Activities (g)=©+(f)</b>	471,051,300	283,481,634
<b>Cash Flows from Financing Activities</b>		
Local Borrowings		
Foreign Borrowings		
Grants Received		
<b>Total Cash Generated from Financing Activities (h)</b>	-	-
<b>Less - Cash Disbursed for</b>		
Repayment of local Borrowings		
Repayment of Foreign Borrowings		
Change in Deposit Accounts and Other Liabilities		
<b>Total Cash Flow From Financing Activities (i)</b>	-	-
<b>Net Cash Flow From Financing Activities (j)=(h)-(i)</b>	-	-
<b>Net Movement in Cash (k) = (g) -(j)</b>	471,051,300	283,481,634
<b>Opening Cash Balance as at 01st January</b>	-	-
<b>Closing Cash Balance as at 31st December</b>	471,051,300	283,481,634

### 3.5 Notes to the Financial Statements

None

### 3.6 Performance of the Revenue Collection

Rs. ,000

Revenue Code	Description of the Revenue Code	Revenue Estimate		Collected Revenue	
		Original	Final	Amount (Rs.)	as a % of Final Revenue Estimate
20.02.01.01	Rent on government buildings	110,000,000.00	110,000,000.00	174,664,412.81	159
20.02.01.99	Revenue on government assets other rental charges	30,000,000.00	30,000,000.00	24,435,103.43	81
20.02.02.99	Interest other	70,000,000.00	70,000,000.00	121,724,997.66	174
20.03.01.00	Sales Proceeds and Charges-Department Sales	50,000,000.00	50,000,000.00	67,828,556.35	136
20.03.02.99	Sales Proceeds and Charges- Administrative Fees and Charges Sundries	-	-	35,948,471.05	0
20.03.03.02	Sales Proceeds and Charges-Fines and forfeits other	10,000,000.00	10,000,000.00	17,479,052.57	175
20.03.99.00	Sales Proceeds and Charges- other receipts	550,000,000.00	550,000,000.00	1,564,097,019.67	284
20.06.02.00	Revenue on sale of capital assests - vehicles	-	-	-	0
20.06.02.02	Revenue on sale of capital assets -others	-	-	523,955.19	0



### 3.7 Performance of the Utilization of Allocation

Rs. ,000

Type of Allocation	Allocation		Actual Expenditure	Allocation Utilization as a % of Final Allocation
	Original	Final		
<b>Recurrent</b>	141,959,000	158,567,140	159,355,690	100%
<b>Capital</b>	41,379,000	39,956,035	27,512,047	69%

### 3.8 In terms of F.R. 208 grant of allocations for expenditure to this Department as an agent of the other Ministries/ Departments

Rs. ,000

Serial No.	Allocation Received from Which Ministry /Department	Purpose of the Allocation	Allocation		Actual Expenditure	Allocation Utilization as a % of Final Allocation
			Original	Final		
01	Court Administration	To pay Fuel and Transport allowance for JMO Doctors	7,932,000	10,215,512	10,215,512	100%
02	Department of Social Services	To pay salaries and Other allowances		875,316	875,315.33	100%
03	Sri Lanka Army	For regarding medical expenses		136,488,257	136,488,256.73	100%

### 3.9 Performance of the Reporting of Non-Financial Assets

Rs.,000

Assets Code	Code Description	Balance as per Board of Survey Report as at 31.12.2019	Balance as per financial Position Report as at 31.12.2019	Yet to be Accounted	Reporting Progress as a %
9151	Building and Structures	36,509,428,565	109,508,493,132		
9152	Machinery and Equipment	-----	39,835,791,226		
9153	Land	63,959,971,250	7,102,995,000		
9154	Intangible Assets	-----	-----		
9155	Biological Assets	-----	-----		
9160	Work in Progress	11,527,579,613	11,527,579,613		
9180	Lease Assets	-----	-----		

## **3.10 Auditor General's Report**

**HSM / E / MOH / 02  
/ 2019/37**

**.....June 2020**

**Secretary  
Ministry of Health and Indigenous Medical Services**

**Auditor General's Summary Report on the Financial Statements for the year ended December 31, 2019 of the Ministry of Health and Indigenous Medical Services in accordance with Section 11 (1) of the National Audit Act No. 19 of 2018.**

---

### **1. Financial statements**

#### **1.1 Qualified Opinion**

The Financial Statements for the year ended December 31, 2019 consisting of the Financial Statement for the year ended December 31, 2019, Financial Performance Statement and the Statement of Cash Flow of the Ministry of Health and Indigenous Medical Services, which are to be read in conjunction with the provisions of the National Audit Act No. 19 of 2018 under the provisions of Article 154 (1) of the Constitution of the Democratic Socialist Republic of Sri Lanka have been audited as per my instructions. This report contains my opinion and observations on these financial statements submitted to the Ministry of Health and Indigenous Medical Services in terms of section 11 (1) of the National Audit Act No. 19 of 2018. The Auditor General's report, which is to be presented in terms of Section 10 of the National Audit Act No. 19 of 2018, which is read in conjunction with Article 154 (6) of the Constitution of the Democratic Socialist Republic of Sri Lanka, will be presented to the Parliament in due course.

Excluding the impact of paragraph 1.6 of this report, the financial statements of the Ministry of Health and Indigenous Medicine as of December 31, 2019 and its financial performance for the year ended 31 December 2019 were prepared in accordance with the provisions of the Public Accounts Circular No. 271/2019 dated December 3, 2019. It is my view that cash and cash flow reflect true and fair conditions in accordance with generally accepted accounting principles.

## **1.2 The basis for qualified opinion**

I audited in accordance with the Sri Lanka Auditing Standards (SLAUS). My responsibility for financial statements is further described in the Auditor's Responsibilities for the Audit. I believe that the audit evidence I have obtained is sufficient and appropriate to provide a basis for my qualified opinion.

## **1.3 Responsibilities of the Chief Accounting Officer for the Financial Statement**

The responsibility of the Chief Accounting Officer is to decide the required internal control enabling to prepare financial statements in accordance with the Public Accounts Circular No. 271/2019 dated December 3, 2019 and to prepare financial statements without sufficient inaccuracies as a result of fraud and misrepresentation to reflect true and fair conditions in accordance with generally accepted accounting principles.

As per Section 16 (1) of the National Audit Act No. 19 of 2018, the Ministry shall maintain proper books and records of its income, expenditure, assets and liabilities enabling to prepare annual and periodic financial statements.

The Chief Accounting Officer shall ensure that an effective internal control system is developed and maintained for the financial control of the Ministry in terms of subsection 38 (1) (c) of the National Audit Act. Effectiveness of the system shall be reviewed time to time and changes should be made to maintain the system more effectively.

## **1.4 Auditor's Responsibilities in Auditing Financial Statements**

Overall, my objective is to provide a reasonable assurance that the financial statements are free from any material misstatements resulting from fraud and errors and to issue the Auditor General's Report including my opinion. While fair certification is a high-quality guarantee, when the audit is conducted in accordance with the Sri Lanka Auditing Standards, it does not always ensure that it is without material misstatements. Frauds and errors either individually or collectively, can result in material misstatements, and users should be careful when making economical decisions based on these financial statements.

I audited in accordance with Sri Lanka Auditing Standards with professional judgment and professional scepticism. I further,

- Proper audit procedures are planned and implemented to identify and assess the risk of fraudulent misrepresentations in financial statements as a basis for the stated audit opinion. Rather than being

influenced by quantifiable misrepresentations, the impact of fraud is strong enough to cause fraud by misconduct, forgery, intentional avoidance, misrepresentation, or bypassing internal controls.

- An understanding of internal control has been obtained to design appropriate audit procedures on a case-by-case basis, although it is not intended to express an opinion on the effectiveness of internal control.
- Assessed the appropriateness of the accounting policies used, the fairness of the accounting estimates, and the related disclosures made by management.
- The overall presentation of the financial statements was assessed including that the transactions and events underlying the structure and content of the financial statements are appropriately and fairly included and also disclosures.

Important audit findings, key internal control deficiencies and other matters identified in my audit were communicated to the Chief Accounting Officer.

### **1.5 Report on other legal requirements**

In terms of Section 6 (d) of the National Audit Act No 19 of 2018, I declare the following.

(A) It was observed that the financial statements presented correspond to the previous year.

(B) The following recommendations made by me regarding the financial statements of the previous year have not been implemented.

<b>Paragraph reference</b>	<b>Recommendation</b>	<b>Comments</b>
1.6.4 (a)	The cost of assets as at December 31, 2018 was Rs. 46,941 million of the deficiency should be rectified.	The error was not rectified.
1.6.4 (b)	The difference between the cost of acquisition of capital asset in 2018, Treasury	The error was not rectified.

printed notes and the statement of non-financial assets is Rs. 14,793 million and the reasons for the difference need to be identified and rectified.

## **1.6 Comments on the Financial Statements**

### **1.6.1 Non-compliance with financial statement circular provisions**

The following observations are made.

(A) Although the Financial Statements were to be prepared in three languages and presented in terms of Paragraph 2 of the Public Finance Circular No. 271/2019 of 3 December 2019, the Financial Statements had been prepared in Sinhala only.

(B) Since the programmes presented with the financial statements are listed in a separate column in the Expenditure Summary (ACA-2) for provisions to be withheld during the year under review amounted to Rs. 3,248 million, the total net provisions for the year under review were similarly understated. As a result, the net allocation and savings of each of the subjects were not accurately mentioned.

### **1.6.2 Advance adjustment account**

The following observations are made.

(A) According to the joint descriptive balance check, the difference between Advance Payment and Recovery, Treasury Book Advance Payment and Recovery, Rs. 7.932 million and Rs. 26.307 million respectively, amounting to Rs. 34.239 million, the imprest adjustment account was not credited. Instead, the imprest adjustment account had been credited to Rs. 24.815 million in respect of advances and 52.733 million had been debited to the Imprest Account. Details of those notes were not submitted to the audit.

(B) Even though Rs. 249.702 million as imprest adjustment in imprest adjustment account, it was observed that the note was not in compliance with the guidelines set out in paragraph 7 (iv) of the Public Accounts Circular.

### 1.6.3 Statement of Financial Position

#### 1.6.3.1 Non-Financial Assets

The following observations are made.

- (A) As of December 31, 2019, the cost and related reserves of non-current assets stood at Rs. 167,974.858 million. However, according to the Treasury printouts, the figure was Rs. 167,999.229 million, and the difference was Rs.24.371 million.
- (B) Since the cost of vehicles, furniture and office equipment and machinery as of December 31, 2017 were recorded 36,548.125 million less and the cost of building and construction were recorded Rs.32,350.823 million more in the opening balance of 2018 and Rs. 42,743.436 million of the cost of the land had not been recorded, the cost of assets for the year 2018 was down by Rs 46,940.738 million. However, the initial balances of January 1, 2019 were not adjusted to correct those errors. However, instead of matching the initial balance of Rs.7,102.995 million, it was stated as a land acquisition during the year under review.
- (C) As at 31 December 2019, capital assets decreased to a similar level as acquisition of capital assets decreased by Rs 14,793.139 million in 2018.
- (D) Even though according to the statement of financial position, the cost of property, plant and equipment as at January 1, 2019 was Rs. 120,885.406 million, it was 117,020.523 million as per the statement of non-financial assets (ACA-6), and the difference was Rs. 3,864.883 million. Similarly, according to the Non-Financial Assets Statement (ACA-6) as of January 1, 2019, building and construction costs were Rs. 99,038.014 million and machinery and equipment costs were Rs. 20,697.582 million, and although the total value should be Rs. 119,735.596 million, instead, that figure was Rs. 117,020.523 million.
- (E) According to the Non-Financial Assets Statement (ACA-6), the total amount of other constructions amounting to Rs. 150,951 as at December 31, 2019 was not added to the total amount of buildings and construction, and therefore the cost of fixed assets decreased to a similar level as at December 31, 2019.
- (F) According to the Treasury Accounts, the cost of building and construction acquired during the year under review, which was Rs. 6,501.942 million, was not included in the Non-Financial

Assets Statement (ACA-6). Further, even though according to the Treasury statement, the cost of vehicles, furniture and office equipment and machinery and equipment acquired during the year under review was Rs.10,505.275 million, it was included in the statement of Non-Financial Assets (Form ACA-6) as Rs. 19,974.493 million. Accordingly, non-financial assets were increased by Rs. 2,967.276 million as at December 31, 2019.

(G)Rs. 15.287 million spent on 3 construction projects at three hospitals under the Ministry, was accounted under other expenses vote instead of accounting under the vote of acquiring capital assets. As a result, non-financial assets were stated as decreased by a similar value as at December 31, 2019.

### **1.6.3.2 Financial Assets**

Although a balance of Rs. 1,221.56 million was present as at 31 December 2019 under the Other Advance Account as per the Treasury Final Statement, it was not stated in the Financial Statement.

### **1.6.3.3 Imprest balance**

The following observations are made.

(A) According to the combined detailed balance check under the Ministry's Cigas programme, the total of imprest receipts amounted to Rs. 3,319.281 million. It has received Rs. 177,478.565 million as Treasury Imprest under 7002 and Rs. 2.500 million as imprest under 7003, accounting to a total imprest of Rs. 177,481.065 million. According to the consolidated balance sheet of the Ministry, imprest payments amounted to Rs. 180,585.320 million. Accordingly, the Imprest Balance as at December 31, 2019 should be Rs. 215.027 million. According to the Treasury's Final Account Statements, the imprest balance was Rs.471.051 million.

(B) The outstanding balance of the two imprest accounts maintained by the Ministry as at 31 December 2019 was Rs. 471.051 million. Rupees 53.995 million of it has not been settled by May 22, 2020. The unsettled imprest balance included Rs. 362,702 issued to the Batticaloa Teaching Hospital and unresolved since 1997, and another Rs. 18.747 million was reported as an error in the cigas programme, but the error was not corrected.



#### **1.6.4 Cash Flow Statement**

(A) The cash flow statement included in the financial statements submitted to the audit was not prepared in accordance with the ACA-P format of the Public Accounts Circular No. 271/2019 dated December 3, 2019.

(B) Rs. 184,536.006 million was mentioned as non-revenue receipts for the cash flow statement generated from the operating activities of the cash flow statement. But that value should have been 181,699.871 million rupees. Accordingly, a difference of Rs 2,836.135 million was revealed.

(C) Cash flow for operations was Rs. 181,291.736 million for personal remuneration and operating expenses, subsidies and transfers, and acquisition of physical assets or acquisitions and other investments. But according to the detailed combined Balance Sheet, the expenditure was Rs. 181,111.301 million. Accordingly, the difference was revealed as Rs 180.435 million.

(D) According to the Public Accounts Circular No. 271/2019 dated December 03, 2019, advances and recoveries had to be included in the cash flow generated by investment activities. According to the consolidated balance sheet of the year under review, advance payments of Rs 1,540.684 million and advance recovery of Rs. 1,297.760 million have not been stated accordingly.

(E) According to the Public Accounts Circular No. 271/2019 dated December 03, 2019, deposits and payments should have been included in the cash flow generated by the financial activities, but according to the Consolidated Descriptive Balance Sheet, deposit receipts amounting to Rs. 1,288.671 million and deposit payments amounting to Rs. 1,232.519 have not been stated accordingly in the Cash Flow.

#### **1.6.5 Documentary evidence not made available for audit**

As the documentary evidence such as Schedule for Non-Financial Assets as at December 31, 2019 of Rs. 167,974.858 million and information and reports pertaining to Rs. 19.2 million to be recovered due to breach of contract bonds by 56 officials of the Ministry and information and reports on unidentified values to be recovered from another 172 officers were not submitted to the audit, the relevant transactions and assets could not be satisfactorily verified.

## **2. Financial Review**

### **2.1 Imprest Management**

Although Rs. 177,713 million was to be requested from the Treasury as planned during the year under review, Rs.193,683 million had been applied for. However, the imprest issued by the Treasury amounted to Rs. 177,479 million, and therefore Rs. 234 million worth of imprest was not issued resulting in the provisions provided by Parliament not being utilized as planned.

## **2.2 Expenditure Management**

According to the following observations, it was confirmed that the accurate and realistic estimates were not prepared in accordance with the provisions of Section 50 of the Financial Regulations.

- (A) The total budgetary provision of Rs. 1,057 million provided for the nine capital expenditure codes in the Annual Budget 2019 was transferred to other expenditure codes through the Financial Regulations 66.
- (B) The provision of Rs. 468.733 million and Rs. 7,369.896 million accounting to Rs. 7,838.630 million for 10 recurrent expenditure codes and 14 capital expenditure codes, respectively, from the annual budget estimate for 2019 had been increased from 100 per cent to 3593 per cent through supplementary estimates and 66 financial regulations transfers.
- (C) In addition to provision of Rs. 550 million through supplementary estimates to 11 new capital expenditure items not included in the annual budget estimate, Rs. 256.521 million had been transferred through 66 Financial Regulations.
- (D) The total net provision of Rs. 7,014.658 million, which was allocated to 36 expenditure codes, including a new vote which was provided by the supplementary estimates and five expenditure codes which have been transferred under the provisions of the Financial Regulations 66, remained unused.
- (E) Out of a total provision of Rs. 3,723.596 million which was allocated for 45 capital expenditure and two recurrent expenditure, Rs. 2,980.025 million had not been utilized. Those savings accounted for between 50 and 99 percent of net provisions.
- (F) Out of the Rs. 585 million additional provisions provided through the Finance Regulations 66 and Supplementary Estimates for 07 Capital Expenditure subjects, Rs. 492.649 million

had remained, and the percentage of savings ranged from 50 percent to 100 percent of the additional provisions.

### **2.3 Over-expenditure**

According to the financial statements presented, the net provision made by Parliament for the 9 expenditure codes for the year 2019 was Rs. 87,608.734 million. But the actual expenditure of the 9 expenditure codes was Rs. 88,574.893 million. Accordingly, the net provisions had been exceeded by Rs. 966.159 million. Further, for the above expenditure codes, in 2019, according to the Treasury books, the total liabilities amounted to Rs. 371.738 million and according to the financial statements it was Rs.1,923.530 million.

### **2.4 Issue of Advances to Public Officers and Recovery**

According to the Ministry books, the advance B account balance is Rs. 2,652.583 million as at 31 December 2019, but according to the Treasury books, the balance was Rs. 2,653.015 million, and therefore there was a difference of Rs. 0.432 million.

### **2.5 Incurring liabilities and commitments**

The following observations are made.

(A) Rs. 1,426.290 million related to the Operational Programme and Rs. 74.828 million related to the development programme, accounting to a total of Rs. 1,501.118 million as commitments as at 31<sup>st</sup> December 2019, was stated in the statement of liabilities and commitments as liabilities, not complying with the provisions of the Public Accounts Circular No. 255/2017 dated 27 April 2017.

(B) Commitments have been incurred in excess of the balance of the provisions provided for 24 expenditure codes accounting to Rs. 2,098.629 million, and Rs. 443.354 million of liabilities were incurred under 25 unrecognized expenditure codes for Head 111, not in compliance with 94 (1) of the Financial Regulations.

(C) A total of 43 liabilities amounting to Rs. 26.721 million, which were not recognized as an initial liability or a debit during the year, were stated as liabilities as of December 31, 2019. Further, 51 liabilities amounting to Rs. 15.579 million, which had arisen as an initial liability or as a liability during the year, have not been credited as at December 31, 2019.

(D) Rs. 125,854 million of liabilities have been stated in excess due to arithmetic errors in the statement of liabilities and commitments.

(E) Rs. 1,000.937 million of liabilities which had not arisen either as a commencement liability or as a liability during the year, was defined as a settlement liability for the year.

(F) Rs. 234.707 million of liabilities relating to the Batticaloa Teaching Hospital and the liabilities of eight hospitals and institutions under the Ministry were not included in the commitments and liabilities statement.

(G) According to Treasury printouts, as at December 31, 2019, the liabilities were Rs.4,581.907 million, but it was 42,756.781 million according to the statement of commitments and liabilities, resulting in a difference of Rs. 38,174.874 million.

## **2.6 Utilization of funds provided by other Ministries and Departments**

Although the Ministry of Justice and Prison Reforms had allocated Rs. 7.932 million to the Ministry under the expenditure code no. 228-1-1-0-1409 for the year under review, this amount has been exceeded by Rs. 2.282 million through spending Rs. 10.215 million.

## **2.7 Certificates to be made by the Chief Accounting Officer**

In terms of the provisions of section 38 of the National Audit Act No. 19 of 2018, the Chief Accounting Officer had to certify the following, but had not complied.

(A) The Chief Accounting Officer should ensure that an effective internal control system is developed and maintained for the financial control of the Ministry, and that periodic review of the effectiveness of the system should be made and changes made to ensure that the system is operated effectively. A copy of the report should have been submitted to the Auditor General, but no such report had been submitted to the audit.

(B) The Chief Accounting Officer should ensure that all audit queries are answered within the prescribed time period as required by the Auditor General. However, as of May 30, 2020, the total number of unanswered audit queries was 78 and there have been 50 queries unanswered for more than a year.

## 2.8 Non-compliance with laws, rules and regulations

Non-compliance with laws, rules and regulations are listed below.

### Reference to rules and Non-compliance regulations

paragraphs 8 (I and II) of the Pension Circular No. 07/2015 dated 23<sup>rd</sup> July 2015

(i) Despite being stated in the circular that the compulsory contribution and the contribution of the Government should be paid monthly by cheques only and should not be credited with monthly summaries, during the year under review, Rs. 10.054 million had been transferred through monthly summaries.

(ii) As per the information presented in the audit, Rs. 7.761 million to be paid as government contributions to the Public Service Provident Fund had not been remitted to the Department of Pensions for five hospitals and 04 institutions.

(iii) 36 cheques worth Rs. 942,389 written in the name of the Public Service Provident Fund had been retained in the year under review, and in addition, 18 expired cheques worth Rs. 224,687 had been transferred to the General Deposit Account.

## 2.9 Non-compliance with tax requirements

In terms of Section 5.4.12 of the VAT Act No. 14 of 2002 and Government Procurement Guidelines on VAT payments paid to contractors and suppliers by government agencies, after paying the VAT, the details of such payments should be sent to the Commissioner General of Inland Revenue with a

copy to the Auditor General on or before 15th day of the next month, but the ministry has not acted accordingly. Similarly, the Ministry had paid the tax without verifying whether the contractor was an active taxpayer and without obtaining a formal tax invoice with the serial number in terms of sections 20 (1) and 20 (2) of the VAT Act No. 14 of 2002. Due to this,

(A) Rs. 274.670 million paid to 32 suppliers in 162 instances by the Ministry and Thriposha Ltd. for the years 2018 and 2019 had not been properly remitted to the Commissioner General of Inland Revenue by the respective suppliers.

(B) Rs. 114.590 million of VAT paid by the Ministry to two contractors for the period from 07 July 2016 to 30 June 2019 has not been transferred to the Commissioner General of Inland Revenue by the relevant contractors.

## **2.10 Issuing and Settlement of Advance**

The following observations are made.

(A) Although the securities acquired should be settled within 10 days of the completion of the work, in accordance with Rule 371 (5), as amended by the Public Finance Circular No. 03/2015 dated 14th July 2015, a sum of Rs. 16.889 million issued in 405 cases had been settled after a delay of one month to 11 months after completion of the work. Further, Rs 175,720 issued on eight occasions had not been settled by June 1, 2020.

(B) A sum of Rs.578,482 issued on 22 occasions was withheld for a period of 3 days to 60 days and repaid without using for the purpose.

(C) From Rs. 7.828 million issued in 219 instances, Rs. 1.309 million saved after completion of work had been returned after a delay of 10 days to 223 days.

(D) The fuel advances amounting to Rs. 2.292 million in 269 cases had been settled after a delay of one month to 11 months.

(E) The capital advances of Rs. 10.316 million issued on 11 occasions in 2017, 2018 and 2019, had not been settled by May 26, 2020.

## **2.11 Deposits**

According to the Financial Regulations 571 (2) and (3), public deposits amounting to Rs 468.068 million exceeding a period of two years was not credited to the public revenue. Of this, Rs. 5.242 million was deposited over 5 years.

## **2.12 Handling of Bank Accounts**

Following observations are made with regard to 77 bank accounts implemented by the Ministry during the year under review.

(A) For 200 expired checks amounting to the total value Rs. 4.95 million as of December 31, 2019 with respect of 30 bank accounts, action had not been taken according to 396 (f) of the Financial Regulations.

(B) As of June 3, 2020, action had not been taken to identify and account direct payments amounting to Rs. 93.79 million in 38 cases involving 12 bank accounts and 0.74 million direct inflows in 21 instances related to 11 bank accounts as at December 31, 2019.

## **3. Operational review and performance**

Audit reviews relating to operating review, sustainable development, good governance and human resource management of revenues, expenses, assets and liabilities stated in the financial statements presented will be included in the report submitted subject to section 10 of the National Audit Act, No. 19 of 2018 mentioned in paragraph 1.1 above.

I. Samarage

Assistant Auditor General

For Auditor General





**CHAPTER 4**  
**Performance Indicators**



## 4.1 Performance Indicators of the Institute

Analysis of performance is a key for the health care sector to achieve higher efficiency and effectiveness in providing services. The performance can be measured using selected indicators through which healthcare organizational goals and objectives can be monitored over time. Ministry of Health has identified a National Health Performance Framework to fulfill this need. These indicators could be used as the foundation to analyze and track health performance and base strategic decisions regarding staffing and allocating resources. Some of the important indicators selected are given below.

Indicator	2016	2017	2018
Maternal mortality ratio per 100,000 live births (FHB data)	33.8	39.3	32
Infant mortality rate per 1000 live births (FHB data)	8.2	9.0	9.1
Children under-five mortality rate per 1000 live births (FHB data)	9.27	10.9	10.5
TB treatment success rate (NPTCCD data)	84.6%	84.6%	Not yet available
Dengue case fatality rate (Dengue Control Unit)	0.18% (97 deaths)	0.24% (440 deaths)	0.11% (56 deaths)
Child (less than 15 years) cases of Leprosy (ALP data)	158	204	179
Percentage of people living with HIV currently receiving antiretroviral therapy (NSACP data)	15.13	36.2	44.53
Number of new HIV infections per 1,000 uninfected population (NSACP data)	0.01	0.01	0.0082
Number of people screened for NCDs (Global Health Observatory data)			
Health worker density (per 10,000 population) (Annual Health Bulletin data)			
Medical Specialists	0.99 (2102)	1.04 (2221)	1.05 (2270)
Medical Officers	7.95 (16866)	8.19 (17579)	8.05 (17450)

<b>Indicator</b>	<b>2016</b>	<b>2017</b>	<b>2018</b>
Dental Surgeons	0.68 (1433)	0.68 (1473)	0.7 (1561)
Nursing Officers	20.1 (42556)	21.2 (45480)	21.2 (46024)
Pharmacists and Dispensers	1.42 (3010)	1.55 (3314)	1.58 (3444)
Midwives including Supervising Midwives and Hospital Midwives	4.2 (8917)	3.99 (8571)	4.08 (8852)
Availability of essential medicines in hospitals BH and above (SARA Survey data)		NHSL- 93% TH -94% PGH -98% DGH -99% BH -94%	
Children under 5 years who are stunted (FHB data)	9.2 RHMIS/ FHB	9.0 RHMIS/ FHB	8.9 RHMIS/ FHB
Children under 5 years who are wasted (FHB data)	11.3 RHMIS/ FHB	11.1 RHMIS/ FHB	10.2 RHMIS/ FHB
Child immunization: Percentage of infants receiving three doses of diphtheria-tetanus-pertussis containing vaccine (Epidemiology Unit data)	97	96	97
Mortality rate attributed to cardiovascular disease, cancer, diabetes or chronic respiratory disease (Global Health Observatory data)	17.4	Not available	Not available
Hospital- MRSA bacteremia rate per 10,000 patient days		Mean: 0.938 Range:0.0-4.34	
Percent of post LSCS surgical site infection rate		Mean: 0.685 Range:0.0-2.12	
Proportion of elective surgeries postponed in a month as per theatre list OR Waiting time duration in indexed operations			
Rate of adherence to surgical safety checklist		92%	
Waiting time at OPD without lab investigations (Minutes)		Mean: 52 Range:15-150	
Percentage of hospitals which conducted the 'Patient satisfaction survey'		79.16%	
Percentage of Door to needle time (when a thrombolytic is given) or door to balloon time (when percutaneous coronary intervention [PCI] is done) in ST elevation myocardial infarction (STEMI)			

## Performance Indicators of Institutions

Indicator	Name of Hospital											Board Managed Hospitals	
	National Hospital of Sri Lanka	National Hospital Kandy	Teaching Hospital Anuradhapura	Teaching Hospital Batticaloa	Teaching Hospital Colombo North Ragama	Teaching Hospital Colombo South	Teaching Hospital Jaffna	Teaching Hospital Karapitiya	Teaching Hospital Peradeniya	Teaching Hospital Peradeniya -Dental Unit	Teaching Hospital Ratnapura	Sri Jayawardenapura General Hospital	Wijaya Kumaratunga Memorial Hospital
Dengue case fatality rate for the year	0.12	0	0.12	0.15	0.16	0.11	0.045	0.176	0.04	-	0.48 <sub>5</sub>	0.03	
Proportion of deaths out of patients admitted with myocardial infarction during the year	13.8	9.4	9.19	5.75	10	0.17	22.01	13.3	8.22	-	9.02	8.42	
Number of beds	3271	2629	2083	1157	1613	1101	1314	1880	957	48	1400	1065	
Bed occupancy rate	80.8	75	59.92	76.03	77.6	86.0	81.39	83.5	80	42.56	70.8	69.35	
Number of major surgeries performed during the year	25774	23676	16647	9579	10379	7340	10911	13020	10023	152	8936	7566	
Percentage of essential drugs for NCD management available throughout the year	68.75	87.5	100	75	62.5	87.5	100	100	100	-	100	100	
Number of investigations performed per MLT per month	5979	3408	3525	5302.83	5607	5206	4063	3550	3925	-	3886	3836	
Percentage expenditure for local purchase for drugs out of the total allocation for drugs	96	72	121.4	5.96	3.6	2.88	100	-	6.8	-	12.8	118.5	

Indicator	Name of Hospital											Board Managed Hospitals	
	National Hospital of Sri Lanka	National Hospital Kandy	Teaching Hospital Anuradhapura	Teaching Hospital Batticaloa	Teaching Hospital Colombo North	Teaching Hospital Colombo South	Teaching Hospital Jaffna	Teaching Hospital Karapitiya	Teaching Hospital Peradeniya	Teaching Hospital Peradeniya -Dental Unit	Teaching Hospital Ratnapura	Sri Jayawardenapura General Hospital	Wijaya Kumaratunga Memorial Hospital
Caesarean section rate (number of Caesarian sections per 100 live births) during the year	-	45	37.31	31.77	42	40.7	37.49	-	49.1	-	40.3	52.78	
Rate of post LSCS infections for the year	-	0.3	0.92	0.32	1.4	1.07	0.31	-	0.33	-	1.18	0.38	
Percentage of staff (by category) who underwent at least one capacity building programme during the year													
1. Doctors	70	72.36	79.9	-	19.1	28	120.85	20.1	-	62	160	65.28	
2. Nurses	52.7	69.79	59.37	-	35.3	33	16	82	-	24.2	38.98	100	
3. Other technical officers	51.9	63.74	99.0	-	32.6	0	0	18.77	-	-	67.79	100	
4. Minor staff	20.7	9.16	79.22	-	-	26	15.5	29	-	-	4.84	64.65	
Average number of general OPD patients seen per doctor per day	43	31	42.54	54.22	66	35	153	73	27.6	18	120	39	

Indicator	Lady Ridgeway Hospital for Children	Rheumatology and Rehabilitation Hospital, Ragama	National Hospital for Respiratory Diseases	Sirimawo Bandaranayake Specialized Children Hospital Peradeniya	Apeksha Hospital Maharagama	National Institute of Mental Health, Angoda	National Eye Hospital	De Soysa Hospital for Women	Castle Street Hospital for Women	Teaching Hospital Mahamodara	National Dental Hospital	National Institute for Nephrology, Dialysis and Transplant Malingawatta	National Institute of Infectious Diseases
Dengue case fatality rate for the year	0.24	-	-	0.33	-	-	-	1.3	0.97	0	-	-	0.21
Proportion of deaths out of patients admitted with myocardial infarction during the year	-	-	-	0	-	-	-	0	0	0	-	-	3.5
Number of beds	1016	272	554	341	952	1432	503	343	469	366	32	-	318
Bed occupancy rate	68.3	53.63	52.6	56.37	80	82.1	60	99.75	62.63	70.23	81.5	-	71
Number of major surgeries performed during the year	3824	-	823	47.74	2841	-	17940	3677	6427	5524	-	-	-
Percentage of essential drugs for NCD management available throughout the year	-	-	100	82	18.75	100	-	89.48	100	100	-	-	87.5
Number of investigations performed per MLT per month	2612	3007	3228	2552	3560	2613	1339	3826	7256	2210	-	-	1675
Percentage expenditure for local purchase for drugs out of the total allocation for drugs	100	0	8.2	12.76	0.87	9.39	19.2	100	23.28	1.2	-	-	70

Indicator	Lady Ridgeway Hospital for Children	Rheumatology and Rehabilitation Hospital, Ragama	National Hospital for Respiratory Diseases	Sirimawo Bandaranayake Specialized Children Hospital Peradeniya	Apeksha Hospital Maharagama	National Institute of Mental Health, Angoda	National Eye Hospital	De Soysa Hospital for Women	Castle Street Hospital For Women	Teaching Hospital Mahamodara	National Dental Hospital	National Institute for Nephrology, Dialysis and Transplant, Maligawata	National Institute of Infectious Diseases
Caesarean section rate (number of Caesarian sections per 100 live births) during the year	-	-	-	-	-	-	-	31.28	33.63	38	-	-	-
Rate of post LSCS infections for the year	-	-	-	-	-	-	-	0.89	0.68	1.2	-	-	-
Percentage of staff (by category) who underwent at least one capacity building programme during the year													
1. Doctors	200.8	67	53.3	26	40	70.6	-	49.02	49	1	42.7		64
2. Nurses	64.21	70	58.6	24	76	65.5	-	25.17	57	61	76.9		78
3. Other technical officers	131.6	67	54.7	8	-	55.5	-	25	30	5	60		34
4. Minor staff	45.35	46	34.4	11	50	60.4	-	33.5	72	40	56.3		15
Average number of general OPD patients seen per doctor per day	59.2	16/ Clinic	17	37	-	2.55	50-55	13	14	31	16		68



Indicator	Provincial General Hospital, Badulla	Provincial General Hospital, Kurunegala	District General Hospital Ampara	District General Hospital Chilaw	District General Hospital Hambantota	District General Hospital Kalutara	District General Hospital Kegalle	District General Hospital Matara	District General Hospital Moneragala	District General Hospital NuwarEliya	District General Hospital Polonnaruwa	District General Hospital Trincomalee
Dengue case fatality rate for the year	0	0.04	0.98	0.41	2.94	0.3	0	0.28	0	0	0.4	0.24
Proportion of deaths out of patients admitted with myocardial infarction during the year	10.1	7.11	12.56	17.14	10.96	9.96	13.18	13.57	9	8.54	18.6	0
Number of beds	1514	2114	723	543	655	1099	789	1066	537	499	933	
Bed occupancy rate	62.1	N/M	53.28	67	53.4 (upto Q3)	66.43	67.39	67	76	81.5	77.7	66.6
Number of major surgeries performed during the year	12063	17922	2604	3151	1458	1296	6461	35.62	3899	5168	7045	8050
Percentage of essential drugs for NCD management available throughout the year	87.5	81.25	-	81.25	84	81.25	93.75	100	75	75	75	75
Number of investigations performed per MLT per month	3779	5753	4997	3775	7001	432.9	3758	2623	2943	3819.8	4175	3834
Percentage expenditure for local purchase for drugs out of the total allocation for drugs	0.86	99.96	99.97	0.036	28.97	16	786.2	31.22	7	98.5	11.6	4.44

Indicator	Provincial General Hospital Badulla	Provincial General Hospital, Kurunegala	District General Hospital Ampara	District General Hospital Chilaw	District General Hospital Hambantota	District General Hospital Kalutara	District General Hospital Kegalle	District General Hospital Matara	District General Hospital Moneragala	District General Hospital NuwaraEliya	District General Hospital Polonnaruwa	District General Hospital Trincomalee
Caesarean section rate (number of Caesarian sections per 100 live births) during the year	35.62	50.17	39.98	42.75	37.99	36.8	47	48.87	36	15.8	45.8	36.4
Rate of post LSCS infections for the year	0.5	1.28	0.8	0.18	2.61	0.04	0.43	0.29	0.83	0.7	1.63	2.9
Percentage of staff (by category) who underwent at least one capacity building programme during the year												
1. Doctors	49.4	20.48	100	54	100	49	76.52	13.97	62	41	14.3	64.44
2. Nurses	66.6	94.9	100	27	100	7	100	87.53	87	42	39.9	68.40
3. Other technical officers	35	16.08	100	-	44	34.48	100	73.04	24	13	18.7	-
4. Minor staff	35	44.87	29.18	9	16	16.5	38	25.16	32	10	3	68.75
Average number of general OPD patients seen per doctor per day	86	60.17	60	558 (For all doctors)	45	72	51	59	72	95	98	79

Indicator	Base Hospital Akkaraiyapattu	Base Hospital Gampola	Base Hospital Kalmunai South	Base Hospital Kanthale	Base Hospital Colombo East	Base Hospital Beruwala	Base Hospital Kalmunai North
Dengue case fatality rate for the year	0	0	0	0	0	0	0
Proportion of deaths out of patients admitted with myocardial infarction during the year	15	5.54	16.3	7.76	5.13	0.35	2
Number of beds	302	371	283	235	285	49	413
Bed occupancy rate	72	68.98	83.4	37.3	62.5	55.8	57
Number of major surgeries performed during the year	1961	3816	2785	124	1710	-	51
Percentage of essential drugs for NCD management available throughout the year	100	56.25	87.5	75	100	-	100
Number of investigations performed per MLT per month	11404	3569	4477	5997	1461	1331	10020
Percentage expenditure for local purchase for drugs out of the total allocation for drugs	1.9	0.63	99.99	0.42	1	0	100

Indicator	Base Hospital Akkarapattu	Base Hospital Gampola	Base Hospital Kalmunai South	Base Hospital Kanthale	Base Hospital Colombo East	Base Hospital Berrwala	Base Hospital Kalmunai North
Caesarean section rate (number of Caesarian sections per 100 live births) during the year	38	53.81	50.8	35.89	31.6	-	45
Rate of post LSCS infections for the year	0.43	0.05	1.2	0.344	0	-	1.01
Percentage of staff (by category) who underwent at least one capacity building programme during the year							
1. Doctors	33	13	100	25.5	90	0	32
2. Nurses	56	31	100	78	90	14.2	20
3. Other technical officers	65	26	100	48	85	0	44
4. Minor staff	54	13	15.26	68	85	0	22
Average number of general OPD patients seen per doctor per day	46	93	88	167	58	41.6	88

## Epidemiology Unit

Key Performance Indicator	Target for 2019	Progress		
		2017	2018	2019
Immunization coverage for key vaccine preventable diseases - BCG, Penta-valent, DT, Measles	>95%	>95%	>95%	>95%
Surveillance of communicable diseases - Completeness of reporting (reporting from all MOH offices)	100	100	100	100

## National Programme for Tuberculosis Control and Chest Diseases (NPTCCD)

Key Performance Indicators	Target for 2019	Progress		
		2017	2018	2019
Case detection rate	80%	60.0%	62.6%	59.0%
TB treatment success rate	>90%	84.2%	**	**

\*\* - TB Treatment success rate of the particular year will be calculated after 12-15 months. Therefore only the TB treatment success rate for the year 2017 is available up to now.

## Anti-Leprosy Campaign

\*Final data not available

Key Performance Indicators	Target for 2020	Progress		
		2017	2018	2019*
New cases detected	1800	1873	1703	1541
NCDR (per 100000 population)	7.5	8.9	7.86	7.07
Child percentage	9	10.4	10.22	10.9
Deformity percentage	5	7.3	6.46	5.51
MB percentage	60	57.8	60.48	58.47

## National STD/ AIDS Control Programme

Indicator	2017	2018	2019
Number of cases with HIV - Newly Detected	285	350	440
Number of PLHIV on ART	1299	1574	1846
Number of Children with HIV due to mother to child transmission- Cumulative since epidemic Started	81	83	86
Percentage of HIV positive women who received EMTCT services	100%	100%	100%
Percentage of babies born to HIV positive women who tested HIV positive	0	0	0
Number of HIV positive babies born to HIV positive women who received EMTCT services	0	0	0
Number of HIV positive babies born to HIV positive women who did not receive EMTCT services	0 (2 Children Identified born in 2016)	0	0

## Quarantine Unit

Key Performance Indicators	Target for 2019	Progress		
		2017	2018	2019
International Health Regulations (IHR) core capacity index	55%	76%	46%	54%
No. of travelers vaccinated against yellow fever		4126	4724	4831
No. of ships inspected for Ship Sanitation Certification		340	352	306

## National Dengue Control Unit

Key Performance Indicators	Target for 2023	Progress		
		2017	2018	2019
Dengue incidence (per 100,000 population)	<100	868	240	481
Dengue Case fatality Rate	<0.1%	0.21	0.11	
Entomological index	<1%	11.67	10.1	

### Anti Filariasis Campaign

Key performance indicators	Target for 2019	Progress		
		2017	2018	2019
Microfilaria rate		0.04	0.024	0.01
Infected rate		0.8	0.92	1.08
Infective rate		0.03	0.03	0.07
New lymphedema patients		625	705	633

### Anti Malaria Campaign

Key Performance Indicators	Target for 2019	Progress		
		2017	2018	2019
No. of malaria deaths	0	0	0	0
Percentage of cases investigated within 3 days	100%	100%	100%	100%
Percentage of confirmed malaria cases that received first line treatment according to National Treatment Guidelines	100%	100%	100%	100%
Annual Blood Examination Rate per 100 persons per year	3%	5%	5%	5%
Percentage of healthcare institutions with no stock outs of malaria drugs and commodities	100%	100%	100%	100%

### Directorate of Non-Communicable Diseases

Key Performance Indicators	Target for 2019	Progress		
		2017	2018	2019
Persons over 35 years screened for selected NCDs at Healthy Lifestyle Centers	25%	9.50%	10.25%	10%
No. of MOH areas with two or more HLC		282	293	
Percentage of Medical officers trained on NCD prevention and control (NCD and risk factor management guidelines)	10%	-	-	20%
Coverage of inward injury surveillance system in hospitals base and above	80%	7%	23%	35%

### National Cancer Control Programme

Key Performance indicators	Target for 2019	Progress		
		2017	2018	2019
Publication of cancer incidence data	Availability of the latest publication of "Cancer	-	Finalized 2011 cancer incidence data Finalized the 2014	Cancer incidence data of year 2012

	Incidence Data” should be not more than 3 years from the current year		interim report of cancer incidence data	was finalized
Conducting National Advisory Committee meetings	Four meetings a year (1 per quarter)	3 meetings conducted	3 meetings conducted	One meeting conducted.
Conducting District Review meetings	26 meetings a year (1 per District)	18 reviews were conducted.	19 reviews were conducted.	6 district reviews were conducted.
Development of proper guideline & referral pathways for common cancers	Availability of guideline & referral pathways for common cancers	Development of colorectal, thyroid cancer & breast cancer guideline revised	Development of Oesophageal and Prostate cancer guideline & referral pathway. Revised guideline on common Gynecological cancer. Development of oral cancer guideline Availability of referral pathways for OPMD & Oral Cancer	Early detection guidelines on breast, oral, oesophageal, colon & rectum, prostate, thyroid and gynaecological cancers were updated and quotations were called for publications.

### Directorate of Mental Health

Key Performance Indicators	Target for 2019	Progress		
		2017	2018	2019
Number of districts with at least one psychiatrist and acute psychiatric inward care	25	21	24	24
Number of districts with intermediate care units	25	15	16	16
Number of districts with alcohol rehabilitation units	25	7	8	9
Number of districts having at least one community support centre	25	DNA	11	15
Suicide rate per 100,000 population		15.22	15.14	14.8



## National Chronic Kidney Disease Programme

Indicator	Target	Progress		
		2017	2018	2019
Percentage of persons screened, with CKDu high risk, against target population of 2,418,954	200,000	274,887 (11.3% of the target population)	207,899 (8.6% of the target population)	155,625 (6.4% of the target population)
Number of Dialysis units in CKDu high risk areas against baseline of 248 by the end of 2015	Total of 550 machines	By the end of 2017, a total of 454 machines	By the end of 2018, a total of 477 machines	By the end of 2019, a total of 532 machines
No. of patients undergoing dialysis		1935	2759	3302

## Renal Disease Prevention and research Unit (RDPRU)

Key Performance Indicators	Target for 2019	Progress		
		2017	2018	2019
No. screened for CKD	10000 (100%)	7499	5243	8793 (87.9%)
DS Divisions with completed CKD mapping and survey of CKD/CKDu patients	3	3	6	7
No. undergone foreign training	20 (100%)	20	10	20 (100%)
No. of research commenced	4 (100%)	2	-	4 (100%)
80% data coverage from institutions on dialysis patients	80%	60%	70%	82%
% of CKD patients in the DS divisions covered during the planned GIS survey	678 (100%)	4179	1781	678 (100%)
No. of research publications by RDPRU staff	2	4	4	7

## Family Health Bureau

Indicator	2014	2015	2016	2017	2018	2019
Maternal Mortality Rate (MMR)*	32.0	33.7	33.8	39.3	32.0	-
Neonatal Mortality Rate per 1000 live births*	5.6	-	5.8	6.2	6.5	6.6
Infant Mortality rate (IMR) per 1000 Live Births	8.6	9.2	8.2	8.7	9.1	9.5
% of mothers registered for antenatal care before 8 weeks	76.2	77.1	78.5	79.4	79.8	80.6
% of institutionalized deliveries	99.7	99.9	99.9	99.9	99.9	99.9
Teenage pregnancy rate	4.9	5.2	4.8	4.6	4.4	4.4

% of children with underweight (1-2 years)	15.5	15.3	14.2	12.8	12.9	12.4
% of children with underweight (2-5 years)	19.3	19	18.5	20.5	19.7	19.7
% of schools where SMI conducted	92.7	96.7	91.2	87.8	98.4	96.8
Family planning coverage (Modern method use)	56.2	55.9	57.6	57.9	58.4	57.9
% of couples with un met need of Family Planning	6.8	6.6	6.3	6.3	6.1	5.8

### Institute of Oral Health Maharagama

Key performance indicators	Target for 2019	Progress		
		2017	2018	2019
Percentage expenditure for local purchase for drugs out of total allocation for the year		65.8%	35.5%	73.7%
OPD attendance per day	210	208	209	187
Percentage of children fissure sealant applied out of the total pediatric patients	3%	4.3%	2.4%	2%
Percentage of patients who underwent root canal treatments	5%	4.2%	4%	4.8%

### Education, Training and Research unit

Indicator	Progress	
	2018	2019
<b>Basic/ Post Basic Training</b>		
Number enrolled in Basic Training	3757	3789
Number of trainees who successfully completed Training	3951	2119
Number of trainees with Post Basic Nursing Training completed	1011	497
<b>In-service training</b>		
Number with Second Language Training Completed	8064	7657
Number with Individual Training Completed	1091	358
Number with Group Training Completed	37573	50325
<b>Research</b>		
Number of Research proposals received for research allowance payment	250	172
Number of Research proposals approved for research allowance payment	175	29

### National Institute of Health Sciences, Kalutara

Key Performance Indicators	Target for 2019	Progress (1 <sup>st</sup> Jan - 31 <sup>st</sup> Dec.)		
		2017	2018	2019
Dengue effect	-	2600	640	2800

Maternal Mortality Ratio	-	0	0.48%	0.91%
Infant Mortality Rate	-	9.0%	8.9%	13.2%
Neonatal Mortality Rate	-	6.2%	6.2%	11%
Wasting among Children under 5 yrs of age	-	4.1%	6.0%	7.5%
Stunting among Children under 5 yrs of age	-	6.2%	7.3%	8.3%
Low birth weight among newborns	-	10.1%	8.7%	10.5%
DM among pregnant mothers	-	4%	9%	5%

### Disaster Preparedness and Response Division

Key Performance Indicator/s :	Target for 2019	2017	2018	2019
Number of Disaster Management (DM) Drills conducted in the hospitals	20 DM Drills	21 hospitals - DM Drills conducted	1. 13 hospitals - DM Drills conducted 2. National level Disaster Drill & Review of drills 2017 conducted 3. Disaster Drill at NHSL	1. 16 hospitals - DM Drills conducted 2. National level Disaster Drill & Review of drills 2018 conducted 3. Disaster Drill at NHSL
Number of Re - Awareness Training Programmes for Nursing Professionals on DM	12 Training Programmes	13 Nurses Training programmes	13 Nurses Training programmes	1. 08 Nurses Training Programmes for Nursing Professionals and 7 programmes for Nursing Officers grade iii
No of Training Programmes on Disaster preparedness & Response (DP&R)		6 training programmes at GH Chilaw	Not applicable	Not applicable
Equipment Purchasing (for improvement of DP&R activities) for number of hospitals	Equipment Purchasing for 05 Hospitals	1. Equipment procurement for 04 hospitals 2. Procurement of Equipment for new 02 DM Cells in Kegalle District	1. Equipment procurement for 06 Hospitals	1. Equipment procurement for Emergency Operation Centre at RDHS Office Polonnaruwa

Printing of Publications	3 types of booklets - 500 copies of each	Printing 3 books - 500 from each	Printing 03 books - 500 from each	1. Printing of 04 books (DP&R District Plans) 125 from Each (500 Books) 2. Printing of 1500 Handbooks for disaster relief workers in Sinhala 3. Printing of 200 books - Review of Health Sector Response to the Easter day Attacks in Sri Lanka
--------------------------	--	----------------------------------	-----------------------------------	---

### Youth, Elderly and Disabled Unit

Key Performance Indicators	Target for 2019	Progress		
		2017	2018	2019
Percentage of advocacy programmes completed (Elderly)	-	100%	100%	-
Elderly health policy in place	-	100%	-	-
Percentage of multi-stakeholders steering committee meetings held on Elderly health care	-	80%	90%	-
Infrastructure development of selected rehabilitation centers	100%	90%	100%	85%
Purchase equipment for the Prosthetics and Orthotics workshops	100%	100%	100%	100%
IEC materials printed on stroke care in place	-	100%	-	-
Celebration of Disability day	100%	100%	100%	-
IEC material printed on Elderly health care	100%	100%	100%	-
Establishment of Elderly Health care and rehabilitation units	90%	-	-	75%

### DDG (Laboratory Services) Unit

Key performance indicators	Target for 2019	Progress		
		2017	2018	2019
Provisions of necessary laboratory equipment (in millions) Allocation Provided/ Allocation released		900Mn	900Mn	800Mn/ 680 Mn
Provincial hospitals		85Mn	189Mn	60 Mn
No. of Hospital Laboratories provided with special equipment for Immuno-Histochemistry (to all Teaching hospitals)		919	904	29 Mn

No. of mobile laboratories provided		42531	42935	46574
-------------------------------------	--	-------	-------	-------

### Medical Research Institute

Key Performance Indicators	Target for 2019	Progress		
		2017	2018	2019
Number of Lab tests performed		835973	1280583	1424915
Number of research projects handled		44	56	51

### National Blood Transfusion Service

Indicator	Target for 2019	Progress		
		2017	2018	2019
Number of hospital blood banks providing 24 hour service	All (105)	74	77	80
Number of whole blood collection per year	>400,000	423,668	450,640	444,450
Number of Hospital Transfusion Committee meetings conducted	>24	23	12	15
Number of blood banks providing therapeutic apheresis	Depends on the service expansions	29	31	35

### Directorate of Healthcare Quality and Safety

Indicator	Year		
	2017	2018	2019
Quarterly Performance Review Meetings (PRMs) conducted	75%	75%	50%
Biannual Performance Review Meetings / District Performance Review Meetings (DPRMs) conducted	50%	100%	100%
Number of (Percentage of) staff trained as Master Trainers on 5S, CQI & TQM, patient safety and clinical audit	236/280 (84.3%)	369/380 (97%)	116/200 (58%)
Number of (Percentage of) staff trained as Master Trainers on Clinical Audits	93/100 (93%)	Training programme was not conducted	146/100 (146%)
Percentage of healthcare facilities which commenced reporting of adverse events	82%	97.7%	

## Public Health Veterinary Services

Key Performance Indicators	Target for 2019	Progress		
		2017	2018	2019
No. of review meetings	4	4	1	5
No. of training programmes	73	33	5	48
No. of people visited the exhibition hall	10000	7020	7420	7400
No. of leaflets distributed	25000	25070	26470	27000
No. of school children covered through awareness programmes	25000	18050	19050	20000

## Medical Supplies Division

Indicator	Target for 2019	Progress		
		2017	2018	2019
Percentage of Construction Projects completed	100	30	60	70
Percentage of institutes covered by the MSMIS Project	-	100	-	-
Percentage of institutes covered by the MSMIS Expansion Project	100	0	40	99
Percentage of staff who underwent capacity building trainings in the year	100	100	100	100

## Planning Unit

Key Performance Indicators	Target for 2019	Progress		
		2017	2018	2019
Availability of Annual Action Plans	Availability	Available	Available	Available
Availability of Annual Performance Reports of the previous year	Availability	Available 2016	Available 2017	Available 2018
Frequency of updating and publishing HR Profile	Two reports	Two reports	Two reports	Two reports
Frequency of Monitoring Annual Action Plans	04 reports	03 reports	03 reports	03 reports

## International Health Unit

Key Performance Indicators	Target	2017	2018	2019
No. of activity proposals approved and sent to donor agencies	100	WHO- 281 (Obligated amount is Rs.192,006,757.00) - (2016 & 2017)	WHO- 194 (Obligated amount is Rs.244,907,528.00)	
	10	Other sources -28 (Obligated amount is Rs.41,286,772.00) - (2016 & 2017)	Other sources -10 (Obligated amount is Rs.44,978,548.00)	
	20 - 25	UNFPA-26 (Obligated amount is Rs.6,265,640.00)	UNFPA-12 (Obligated amount is Rs. 2,684,236.00)	UNFPA-35 (Obligated amount is Rs.19,987,975.80)
	30	UNICEF-36 (Obligated amount is Rs.12,554,588.38)	UNICEF- 11 (Obligated amount is Rs,2,511,343.57)	UNICEF-10 (Obligated amount is Rs.5,822,953.92)
No. of progress review meetings	WHO- 03 UNFPA-02 UNICEF-02	WHO- 03 UNFPA-02 UNICEF-02	WHO- 02 UNFPA-02 UNICEF-02	WHO-02 UNFPA-01 UNICEF-01
No. of workshops on WHO proposal writing	03	-	Two days two workshops	Two days two workshops
Provision of fellowships to officers in the Ministry of Health	-	251 of fellowships awarded for 737 fellows	305 of fellowships awarded for 995 fellows	260 of fellowships awarded for 585 fellows
Facilitating to grant visa & concurrences	-	Granting 35 Visa and 47 Concurrences	Granting 30 Visa and 46 Concurrences	Granting 26 Visa and 34 Concurrences

## Medical Statistics Unit

Key Performance Indicators	Target	2017	2018	2019
Updated Health Institutions List	Prepare a complete list of health institutions	Prepared the complete list of health institutions for 2017	Prepared the complete list of health institutions for 2018	Prepared the complete list of health institutions for 2019
Annual Health Bulletin	Publishing the Annual Health Bulletin	Published the Annual Health Bulletin -2015	Web publishing of Annual Health Statistics -2016, Web Publishing of Annual Health Bulletin -2016	Printed and distributed Annual Health Bulletin -2016, Web publishing of Annual Health Statistics -2017
eIMMR System	Implement the eIMMR system in all the hospitals in Sri Lanka which have capability to start the system	Implemented in 65 new hospitals	Implemented in 24 new hospitals	Implemented in 20 new hospitals (functioning in 533 hospitals island wide by the end of 2019)
Conducting review programmes on eIMMR system and training programmes on statistics to health staff who are engaging in hospital statistics in every RDHS area	Conduct review programmes on eIMMR system and training programmes on statistics to health staff who are engaging in hospital statistics in every RDHS area by the end of each year	Successfully completed the review programmes on eIMMR system and training programmes on statistics in all the RDHS areas by the end of 2017	Successfully completed the review programmes on eIMMR system and training programmes on statistics in all the RDHS areas by the end of 2018	Successfully completed the review programmes on eIMMR system and training programmes on statistics in all the RDHS areas by the end of 2019



Updated GN list of each MOH Area in Sri Lanka and mid-year population estimates	Update the GN list of each MOH Area in Sri Lanka for each year. Prepare the mid-year population estimates by MOH Areas for each year.	Updated the GN list of each MOH Area in Sri Lanka for 2017. Prepared the mid-year population estimates by MOH Area for 2017.	Updated the GN list of each MOH Area in Sri Lanka for 2018. Prepared the mid-year population estimates by MOH Area for 2018.	Updated the GN list of each MOH Area in Sri Lanka for 2019. Prepared the mid-year population estimates by MOH Area for 2019.
---	---	--	--	--

### **DDG (Logistics) Unit**

<b>Key Performance Indicators</b>	<b>Target</b>	<b>2017</b>	<b>2018</b>	<b>2019</b>
Completing number of Constructions	100%		63%	25%
Finalizing Allocation	100%		70%	80%
Completing the stages of awarded Constructions	100%		60%	85%
Completing number of Service maintenance	100%		90%	90%
Solving the complaints about the security service & cleaning service	100%		95%	95%
Commencing Procurement activities	100%		30%	10%
Awarding number of contracts	100%		0%	83%
Preparing Number of cabinet memorandum	100%		100%	100%
Processing land acquisition	100%		20%	20%

### **DDG (Medical Services) II Unit**

1. Construction of ETU (A&E) units in line ministry hospitals
2. Construction of the National Stroke Center in BH Mulleriyawa
3. Equipment of ETU (A&E) units in line ministry Hospitals
4. Equipment for the National Stroke Center BH Mulleriyawa
5. Training of staff under Accident & Emergency Care Projects - staff handling A & E care
6. Training of Medical Officers in sport medicine pre participation assessment



## **CHAPTER 5**

### **Performance of achieving Sustainable Development Goals (SDG)**



## 5.1 Identified respective Sustainable Development Goals

In 2015, countries adopted the 2030 agenda for Sustainable Development and its 17 Sustainable Development Goals. Sustainable Development Goal (SDG) 3 is concerned with health and its goal is to ensure healthy lives and promote wellbeing for all at all ages. There are 13 targets to be achieved in SDG 3. Ministry of Health has identified and finalized 38 indicators on SDG 3.

The targets of SDGs are set for 2030 as they are the cumulative effect of long-term activities and therefore, setting annual targets is not possible. Reporting of the indicators are set at pre-specified time intervals as for some of the indicators, data are collected every 5 years through national surveys. Monitoring of the performance in the SDGs is carried out at these specified time intervals by assessing the progress in these indicators against the baseline, and focusing on the 2030 target.

Goal/ Objective (Global Target)	Indicators	Targets for 2030	Progress of the Achievement (2018)
3.1 By 2030, reduce the global maternal mortality ratio to less than 70 per 100,000 live births	3.1.1 Maternal Mortality Ratio	16 per 100,000 live births	32 (FHB)
	3.1.2 Births attended by skilled health personnel	100%	99.9 (FHB)
3.2 By 2030, end preventable deaths of newborns and children under 5 years of age, with all countries aiming to reduce neonatal mortality to at least as low as 12 per 1,000 live births and under 5 mortality to at least as low as 25 per 1,000 live births	3.2.1 Children under-five mortality rate	5 per 1000 live births	10.6 (FHB)
	3.2.2 Neonatal mortality rate	4 per 1000 live births	6.5 (FHB)
3.3 By 2030, end the epidemics of AIDS, tuberculosis, malaria and neglected tropical diseases and combat hepatitis, water-borne diseases and other communicable diseases	3.3.1 HIV incidence rate	<0.01 by 2030	0.01 (NSACP)
	3.3.2 TB incidence rate	13 per 100,000	60.7 (estimated)
	3.3.3 Malaria Incidence per 1000, population	Maintain zero indigenous malaria incidence	0 (AMC)
	3.3.4 Hepatitis B incidence per 100,000 among children 5-years of age (This is being		

	revisited at global level)		
	3.3.5 Number of people requiring interventions against Neglected Tropical Diseases (NTD)		
	1. Dengue- Number receiving treatment for dengue per year	21,000	54,532 (DCP)
	2. Rabies- Number of deaths due to human rabies	Zero human rabies deaths by the year 2030	25 (PHVS)
	3. Filariasis - Number of new lymphedema cases due to filaraisis receiving treatment per year	Zero number of new lymphedema cases by 2030	736 (AFC)
	4. Leprosy- Number receiving treatment for leprosy per year	1000 by 2030	1821 (ALC)
	5. Leishmaniasis- incidence of reported cases of leishmaniasis per year	<1 per 100,000 by 2030	3273 (Epidemiology Unit)
3.4 By 2030, reduce by one third premature mortality from non-communicable diseases through prevention and treatment and promote mental health and well-being	3.4.1 Mortality between 30 and 70 years of age from cardiovascular diseases, cancer, diabetes or chronic respiratory diseases	25% reduction from the baseline value (17.7)	17.4 (GHO) (2016)
	3.4.2 Suicide mortality rate	11.6 per 100,000	15.1 (Police)
3.5 Strengthen the prevention and treatment of substance abuse, including narcotic drug abuse and harmful use of alcohol	3.5.1 Coverage of treatment interventions (pharmacological, psychosocial and rehabilitation and aftercare services) for substance use disorders- No global decision on this indicator		
	3.5.2 Total alcohol per capita (age 15+ years) consumption	3.8 liters per person	-
3.6 By 2020, halve the number of global deaths	3.6.1 Mortality rate from road traffic	Reduce by 20% in 2030 (11.4)	14.54 (Police)

and injuries from road traffic accidents	injuries		
3.7 By 2030, ensure universal access to sexual and reproductive health-care services, including for family planning, information and education, and the integration of reproductive health into national strategies and programmes	3.7.1 Percentage of currently married women of reproductive age (15-49 years) who desire either to have no (additional) children or to postpone the next child and who are currently using any modern method	81 %	58.4%
	3.7.2 Annual number of births to women aged 15–19 years per 1000 women in that age group Adolescent fertility rate	20 per 1000	
3.8 Achieve universal health coverage, including financial risk protection, access to quality essential health-care services and access to safe, effective, quality and affordable essential medicines and vaccines for all	UHC Coverage Index	80%	66%
3.9 By 2030, substantially reduce the number of deaths and illnesses from hazardous chemicals and air, water and soil pollution and contamination	3.9.1 Mortality rate attributed to household and ambient air pollution	75 per 100,000 pop.	NA
	3.9.3 Mortality rate attributed to unintentional poisoning	Maintain at the same level (0.63 per 100,000 pop)	
3.a Strengthen the implementation of the World Health Organization Framework Convention on Tobacco Control in all countries, as appropriate	3.a.1 Age-standardized prevalence of current tobacco use among persons aged 18-69 years	10%	
3.b Support the research and development of vaccines and medicines for the communicable and non-communicable diseases that primarily affect developing countries, provide access to	3.b.1 Proportion of the target population covered by all vaccines included in their national programme	BCG (100)	BCG (99.2)
		DPT 3 (100)	DPT 3 (97)
		Polio 3 (100)	Polio 3 (96)
		MCV 2 (100)	MCV 2 (16.3)
		Tetanus toxoid (100)	Tetanus toxoid (96.2)

affordable essential medicines and vaccines, in accordance with the Doha Declaration on the TRIPS Agreement and Public Health, which affirms the right of developing countries to use to the full the provisions in the Agreement on Trade-Related Aspects of Intellectual Property Rights regarding flexibilities to protect public health, and, in particular, provide access to medicines for all		HPV 2 (100)	HPV 2 (0)
	3.b.2 Total net official development assistance to medical research and basic health sectors	Yet to be decided	
	3.b.3 Availability of essential medicines and commodities This indicator is under development globally.	Maintain at same level (50% - Public 100.0, Private 95.29) 75% - Public 82.16, Private 80.26 90% - Public 21.44, Private 53.04)	
3.c Substantially increase health financing and the recruitment, development, training and retention of the health workforce in developing countries, especially in least developed countries and small island developing States	3.c.1 Health worker density and distribution	Physicians-1.79 Dental Surgeons-0.14 Midwives/Nurses-3.82 Pharmacists- 0.47	Physicians-0.91 Dental Surgeons-0.09 Midwives/Nurses-2.53 Pharmacists- 0.15
3.d Strengthen the capacity of all countries, in particular developing countries, for early warning, risk reduction and management of national and global health risks	3.d.1 International Health Regulations (IHR) capacity and health emergency preparedness	100 %	43% (Quarantine)

### Implementation of Health Related Sustainable Development Goal (SDG) 3:

Activity	Expenditure	Expected			Achieved
		Purpose	Target	Indicator	Indicator (Achievement)
Collection of data	-	Updating of annual data on SDG3	To update data for the year 2018	Proportion of SDGs with updated information for indicators to be reported annually (19)	19/19



Issuing of circular	-	To make the healthcare staff aware about the SDG targets to be achieved	To issue the circular	Issuing of the circular	Circular issued on 19/2/ 2019
Conduction of the SDG Steering Committee meetings	Rs. 2335	To discuss the issues confronted by implementing agencies	More than 75% participation of the stakeholders	Percentage of participants out of the membership of the SDG Steering Committee	One National Steering Committee meeting held and issues discussed. Participation 48/63=76% Some of the targets were reset.
Two-day Residential Consultative Workshop on SDG 3	WHO funded directly				Held on 21 <sup>st</sup> – 22 <sup>nd</sup> June 2019 the status of SDG 3 indicators in Sri Lanka, strategic directions to achieve the targets and policy support needed to accelerate progress were discussed
Follow-up meeting to finalize the National Strategic Plan for Achieving SDG3	WHO funded directly	To formulate the National Strategic Plan for achieving SDGs	To prepare a draft document	Availability of the draft strategic plan	The current status of the strategic framework development, strategic directions to achieve SDG targets and the provisional targets to be achieved by 2023 were discussed. Each responsible directorate presented their strategic framework in relation to the targets of SDGs to be achieved by 2030.

## **5.2 Achievements and Challenges of the Sustainable Development Goals**

Sri Lanka has already achieved the global targets with regard to some of the indicators under the Ministry of Health, including the Maternal Mortality Ratio (3.1.1), Children under 5 mortality rate (3.2.1), Neonatal Mortality Rate (3.2.2) and immunization coverage rate (3.b.1), which is a significant achievement for the country.

The main challenge encountered by the Ministry of Health is that, some of the indicators which it is responsible for, are also affected by the contribution of several other departments and sectors. For example, if we consider indicators like mortality rate from road traffic injuries (3.6.1) and air pollution level in cities- annual mean levels of fine particulate matter (e.g. PM2.5 and PM10) in cities (11.6.2), many other sectors apart from health are responsible for the performance in these.

**CHAPTER 6**  
**Human Resource Profile**



## 6.1 Cadre Management

	Approved Cadre	Existing Cadre	Vacancies/ (Excess)
Senior	16815	14355	2460
Tertiary	1080	617	463
Secondary	41289	35007	6282
Primary	31618	26724	4894

## 6.2 How the shortage or excess in human resources has affected the performance of the institute

As shown in the above table, there are vacancies in all levels of staff, which negatively affects the performance of the institutions under the Ministry of Health. Especially in institutions directly involved in the management of patients, this shortage of human resource can at times affect the quality of the patient care provided. Shortage of staff can also lead to employee dissatisfaction.

## 6.3 Human Resource Development

### Basic Training Programmes – (2019 recruitment only)

Name of the programme	No. of staff trained	Duration of the programme	Total investment (Rs '000)		Nature of the programme (Abroad/ Local)	Output/ Knowledge gained
			Local	Foreign		
Diploma in General Nursing	2241	3 years	Recruited in end of December (not paid allowance in 2019)		Local	Nursing Officers- 2241
Diploma in Pharmacists	249	2 years	Recruited 2019/12/02 34940.00 x 249 = 8,700,060.00		Local	Pharmacists - 249
Diploma in Occupational Therapy	59	2 years	Recruited in end of December		Local	Occupational Therapists - 59

			(not paid allowance in 2019)			
Diploma in Radiographers	35	2 years	Recruited 2019/11/06 34940.00 x 35 x2 = 2,445,800.00		Local	Radiographers 35
Diploma in Public Health Midwifery	552	1 ½ years	Recruited 2019/02/01 34940.00 x 552 x11 = 212,155,680.00		Local	Public Health Midwives- 552
Diploma in Ophthalmic Technology	14	2 years	Recruited 2019/11/02 34940.00 x 14 x2 = 978,320.00		Local	Ophthalmic Technologists – 14
Diploma in Dental Therapy	32	2 years	Recruited 2019/8/25 34940.00 x 32 x4 = 4,472,320.00		Local	Dental Therapists- 32

- Above mentioned is only the allowance for students. Other expenditure for training students at basic schools is not mentioned here.

#### In- service Training Programmes

Name of the programme	No. of staff trained	Duration of the programme	Total investment (Rs '000)		Nature of the programme (Abroad/ Local)	Output/ Knowledge gained
			Local	Foreign		
<b>Group Training Programme</b>						Improve the managerial technical and soft skill of the Health workforce
Consultants	1169	According to that Training (from 1				
Medical Officers	12634					
Principals/Nursing Tutors	651					
Nursing Officers	20087					
PSM categories	3159					
Paramedical	2269					

PPO/PPA/DO/HMA/M A	1527	days upto 10 days)	214,650,000.00			Capacity development of the Health Workforce	
Health Assistants	5210						
Other Staff	3619						
<b>Individual Training Programme</b>		According to that course					
Consultants	6						
Medical Officers	44						
Principals/Nursing Tutors	18						
Nursing Officers	26						
PSM categories	10						
Paramedical	28						
PPO/PPA/DO/HMA/MA	114						
Health Assistants	15						
Other Staff	97						
<b>Language Training</b>					Improve the Second language of the Health workforce		
Medical Officers (Residential)	1050	11 days					
Medical Officers (Non Residential)	161	18 Days					
Nursing Officers/PSM/Para	5430	18 Days					
Health Assistant	2066	6 Days					

#### Post Basic Training for Nursing Officers

Name of the programme	No. of staff trained	Duration of the programme	Total investment (Rs '000)		Nature of the programme (Abroad/Local)	Output/ Knowledge gained
			Local	Foreign		
Psychiatry Nurses Training	50	6 month	Training conducting by Post Basic School of Nursing, Colombo			Qualified Nursing Officers
Stoma Care Training	37	6 month				
ETU Training	56	6 month				
Ward Management & Supervision	81	1 ½ years				
Teaching & Supervision	70	1 year				
Midwifery Training	280	6 month				

## Overseas Training Programmes

Name of the programme	No. of staff trained	Duration of the programme		Total investment (Rs '000)		Nature of the programme (Abroad/ Local)
		From	To	Local	Foreign	
ICD-11 Training and Implementation Preparation (WHO)	1	13/02/2019	15/02/2019		200	Abroad
Pilot Training of the updated training package (WHO)	2	11/3/2019	14/03/2019		400	Abroad
Special Programme for Research and Training in Tropical Diseases (WHO)	1	24/06/2019	26/06/2019		300	Abroad
Management Development Programme on logistics management (WHO)	3	8/4/2019	12/4/2019		840	Abroad
Global training of National Leprosy Programme (NLP) (WHO)	1	23/04/2019	25/04/2019		160	Abroad
Training workshop on Healthy diets and physical activity (WHO)	2	17/06/2019	21/06/2019		520	Abroad
Technical Support to design and deliver a high quality patient centered NCD (WHO)	2	1/7/2019	2/7/2019		240	Abroad
Regional Training of Trainers to strengthen Programme (WHO)	4	17/08/2019	23/08/2019		1260	Abroad
Regional Training Workshop on IHR Monitoring & Evaluation (WHO)	1	17/09/2019	19/09/2019		200	Abroad
Regional Training Workshop on VCAT (WHO)	2	15/10/2019	17/10/2019		200	Abroad



Cancer registry staff for Hands on Training (WHO)	4	14/10/2019	18/10/2019		960	Abroad
Hypertension care within the integrated primary health care service delivery model in SL (WHO)	4	26/11/2019	28/11/2019		800	Abroad
Side event on Strategic Planning for Implementation (WHO)	1	28/11/2019	29/12/2019		160	Abroad
International Training Programme on Procurement Management (GOSL)	7	29/01/2019	2/2/2019	5050		Abroad
Generator Factory Test ( Construction of Renal Care Treatment Unit (Metropolitan)	1	27/01/2019	2/2/2019	200		Abroad
International Programme on Management (GOSL)	2	5/5/2019	12/5/2019	1617		Abroad
Managerial Competency Development Programme (GOSL)	2	11/3/2019	16/03/2019	1078		Abroad
Effective Medical Emergency Response (GOSL)	2	16/03/2019	20/03/2019	400		Abroad
Training on Cathlab Machine (Organizer)	3	10/6/2019	20/06/2019		880	Abroad
Training on MRI Machine (Organizer)	1	10/6/2019	20/06/2019		440	Abroad
SAARC Training on Gene X-pert Machine Operation and Maintenance (GOSL)	3	6/8/2019	8/8/2019	600		Abroad
Strengthening the Medico-Legal Systems (ICRC)	1	22/04/2019	24/04/2019		160	Abroad

SAARC Training of Mid-Level Managers on Programmatic Management (Organizer)	2	15/09/2019	19/09/2019		560	Abroad
Training on Social and BCC (Organizer)	3	29/04/2019	4/5/2019		720	Abroad
International Programme on Applied Criminology and Criminal Justice (GOSL)	1	12/5/2019	19/05/2019	784		Abroad
Training Programme on Malaria Entomology (GOSL)	1	29/07/2019	9/8/2019	520		Abroad
SAARC Regional Training on ART (GOSL)	1	13/06/2019	15/06/2019	200		Abroad
Training on CATHLAB (DIMO)	1	18/11/2019	22/11/2019	360		Abroad
Training on CT Scanner (Organizer)	1	16/07/2019	27/07/2019			Abroad
Training on CT Scanner (Organizer)	1	15/06/2019	20/06/2019			Abroad
SAARC Regional Training on Laboratory Biosafety and Biosecurity (GOSL)	1	19/08/2019	24/08/2019	240		Abroad
International Training on Data Management (CDC)	12	17/06/2019	19/06/2019	1920		Abroad
Overseas Training for Architect i 1000/ i 2000 (Organizer)	2	1/7/2019	5/7/2019		480	Abroad
Training on Laboratory quality improvement (GOSL)	1	17/07/2019	21/07/2019	120		Abroad
Training Programme for LCMS/MS System with Accessories (Organizer)	2	9/7/2019	13/07/2019		320	Abroad

APMEN 2nd International Malaria Vector Surveillance for Elimination (APMEN)	1	30/09/2019	11/10/2019	520		Abroad
ICP MS application Training (Organizer)	2	27/07/2019	2/8/2019		480	Abroad
Training Programme in CKDu affected areas (Govt. of China)	7	2/9/2019	7/9/2019		8135	Abroad
Advanced Pediatric Intensive Care Training to Upgrade Knowledge and Experience (Organizer)	4	20/08/2019	10/9/2019		3360	Abroad
Training on Mammography Machine (Mediequipment Ltd)	7	23/09/2019	27/09/2019	1680		Abroad
Extended Operator Training for the Critical Point Drier of Electron (Organizer)	2	13/10/2019	17/10/2019		480	Abroad
Training on PET CT Scanner (DIMO)	1	7/10/2019	11/10/2019	320		Abroad
Kandy- Stanford International Society of Nephrology Sister Center Program (Organizer)	2	1/11/2019	18/11/2019		75	Abroad
Professional Development Course on Effective Management Skills (World Bank)	22	1/11/2019	7/11/2019		69210	Abroad
The Challenge of Human Capital and Universal Health Coverage (World Bank)	3	6/11/2019	9/11/2019		1080	Abroad
04th Asia Pacific HIV Practice Course 2019 (UNFPA)	2	25/11/2019	30/11/2019			Abroad

Energy Dispersive X-ray Spectroscopy ( EDS) Application Training (Organizer)	3	26/11/2019	30/11/2019			Abroad
Upgrading of Health Facilities at selected Hospitals under Chines (Organizer)	10	23/12/2019	27/12/2019		2400	Abroad
Training for Setting up a structured, long term TAVI Programme at NHSL (GOSL)	1	18/03/2019	24/03/2019	5130		Abroad
Training on Current NCD Prevention and Control Innovations (PHCSS)	8	20/05/2019	24/05/2019		1920	Abroad
Accident & Emergency Care Service Training Programme (GOSL)	20	22/07/2019	26/07/2019	44870		Abroad
Training on Biosafety to train the trainers attached to the Biosafety Unit,MRI (WHO)	4	19/07/2019	27/07/2019		1440	Abroad
Postgraduate Educational Course in Radiation Protection and the Safety of Radiation Sources (IAEA)	1	17/06/2019	13/12/2019		1200	Abroad
Training course on clinical management of malaria (WHO)	1	26/08/2019	30/08/2019		240	Abroad
Regional Training Course on Diagnosis and Treatment of NCDs (IAEA)	1	22/07/2019	26/07/2019			Abroad
ADB Regional Training Workshop (Organizer)	1	27/02/2019	2/3/2019		200	Abroad
Pilot Training of Trainers on the Minimum Initial Service (UNFPA)	1	18/03/2019	22/03/2019		280	Abroad

Leadership Development Programme (Organizer)	1	24/06/2019	28/06/2019		690	Abroad
Training on Strategic partnership with Muslim Religious Leaders in Family Planing (UNFPA)	1	22/04/2019	27/04/2019		280	Abroad
NUS Initiative to Improve Health in Asia Leadership (Organizer)	1	24/06/2019	28/06/2019		204	Abroad
Health emergencies in Large Populations (Organizer)	1	8/9/2019	22/09/2019		1965	Abroad
Municipal Solid Waste Management (ITEC)	2	3/11/2019	24/11/2019		1680	Abroad
17th International Training Course on Management of Malaria (GFATM)	2	26/08/2019	30/08/2019			Abroad
Training Course on Food Testing & Processing Technology for Developing Countries 2019 (Govt. of China)	2	26/08/2019	14/10/2019		2400	Abroad
Training Course on Ophthalmological Technology for BRI Countries (Govt. of China)	4	27/07/2019	20/08/2019		3240	Abroad
Training for Maternal and Newborn Health Care Strengthening Project (KOICA)	12	26/08/2019	2/9/2019		3870	Abroad
Pharmaceutical Quality by Design : a Risk Based Approach 2019-2020 (Govt. of	1	18/11/2019	28/11/2019		480	Abroad

India)						
CICAMS - IARC Joint Training Course on " Planning Implementing Cancer Control Programmes (Organizer)	3	4/11/2019	8/11/2019		1120	Abroad
International Course on Medical Aspects (Organizer)	1	14/10/2019	18/10/2019		1578.5	Abroad
International training programme on Family Planning and RHCS (UNFPA)	1	4/11/2019	15/11/2019		560	Abroad
1st International Symposium on Humanitarian Forensic Action (HFA) (ICRC)	1	27/11/2019	29/11/2019			Abroad
Malaria Prevention and control technology for "Belt and Road Countries" (Govt. of China)	1	31/10/2019	29/11/2019		1200	Abroad
International Collaboration Training Programme (Organizer)	1	11/11/2019	15/12/2019			Abroad
Programme for Quality Improvement in Health Institutions (SingHealth)	25	18/11/2019	22/11/2019		5960	Abroad
Future Leadership Programme 2019 (GOSL)	1	2/12/2019	6/12/2019			Abroad
Health in Detention (ICRC)	2	9/12/2019	13/12/2019			Abroad
Specialized Training Program in Cyber Security (Govt. of India)	1	18/03/2019	26/04/2019		1200	Abroad

## Indigenous Medicine Sector

### Local Training Programmes

Date	Training Programme	Resource person	Beneficiaries	Amount spent (Rs.)
15.03.2019	One day training programme conducted by the Indigenous Medicine Sector – Psychological Guidance for a Successful Life	Mr. Premapala Pathirana	Staff (33)	18,996.00
25-26.02.2019	Office Equipment Administration	Skills Development Fund	Mrs. Geethani Karunaratne	8,500.00
22-23.07.2019	Maintaining a Personal File	Skills Development Fund	Mr. A.P.K.Perera	8,500.00
12.09.2019	An Introduction to Positive Thinking	Mrs. Ranjani Perera	Staff (43)	22,791.00
05.12.2019	Office Systems and Code of Discipline	Mrs. W.M.Pushpalatha Menike/ Mr. Rohana de Silva	Development Officers at the Divisional Secretariat (Southern Province and Western Province) 80	26,750.00
19-20. 12. 2019	Stores Management, Annual Goods Survey and Disposal of Assets	Skills Development Fund	Mrs. J.M.I.L. Jayamanne	8,500.00
19-20. 12. 2019	Preparing Bid Documents	Skills Development Fund	Mrs. M.R.V. Fernando	8,500.00

### Overseas Training Programmes

Name of the programme Center	Country	Period	Officers
Fourth Meeting of the BIMSTEC Network of National Centers of Coordination in Traditional Medicine	Bangladesh	16 - 17 June	01
Professional Development Course on Effective Management Skills	Thailand	01- 07 November	05
WHO Consultation Meeting on Benchmarks for practice documents of Ayurveda, Panchakarma and Yunani	India	26 – 29 November	01

## Department of Ayurveda

### Local Training Programmes

Institution conducted	Course, Category and Number of employees	Duration (days/months)
Miloda institute	Contract Administration, Engineering Assistant - 01	23,24,25.01.2019
Sri Lanka Institute of Development Administration (SLIDA)	Strategic Planning for Origination Assistant Commissioner - 02 Ayurvedic Doctor	11,15.02.2019
Construction Equipment Training Center	Transport Management; Technical Officer - 01	28.02.2019, 01.03.2019
Ministry of Skills Development and Vocational Training	Current Office Systems and Office Management Community Health Development Officer - 02	30,31.05.2019
Ministry of Skills Development and Vocational Training	Awareness Programme on citizen focus Development Officer - 02	22.07.2019
Construction Equipment Training Center	Use of Heavy Equipment and Efficiency Technical Officer – 01	31.07.2019, 01.08.2019
National Human Resources Development Council of Sri Lanka	Changing Role of the Public Servant Chief Accountant - 01 Assistant Commissioner - 01	24.09.2019
National Human Resources Development Council of Sri Lanka	New Audit Act and Development of Systems of Internal Administration Accountant - 01 Development Officer - 02 Public Health Management Assistant - 01	12,22.10.2019
Miloda Institute	Government Payroll System Development Officer - 01 Public Health Management Assistant - 01	28,29,30.10.2019
Ministry of Skills Development and Vocational Training	Methodology of Receiving Leave and Allowances for Overseas Training Development Officer - 01	15.11.2019
National Institute on Traditional Medicine	Training New Health Management Assistants Public Health Management	06,12,13,17,19,20.12.2019



	Assistants -50	
University of Sabaragamuwa	Management of Ayurvedic Hospitals Ayurvedic Medical Officers – 03	01.06.2019- 01.06.2021

### Overseas Training Programmes

Institution conducted	Course, category and number of employees	Duration (days/months)
National Institute of Siddha, Chennai	Ayush Postgraduate Scholarships Ayurvedic Doctor - 01	17.02.2019 - 16.02.2022
National Institute of Ayurveda (NIA) Jaipur	Ayush Postgraduate Scholarships Ayurvedic Doctor -01	09.10.2019- 09.10.2022
National Institute of Unani Medicine, Bangalore	Ayush Postgraduate Scholarships Ayurvedic Doctor - 01	28.10.2019- 28.10.2022
National Institute of Siddha, Chennai	Ayush Postgraduate Scholarships Ayurvedic Doctor - 01	09.12.2019- 28.12.2022
Korea	2019 Korean Medicine Training Programme Ayurvedic Doctor - 01	01.10.2019– 25.10.2019
Thailand	Professional Development Course on Effective Management Skills in Thailand Commissioner of Ayurveda - 01 Assistant Commissioner - 01 Accountant - 01	21.11.2019– 30.11.2019
Thailand	Professional Development Course on Effective Management Skills in Thailand Chief Accountant -01 Accountant - 01	31.10.2019– 09.11.2019



**CHAPTER 7**  
**Compliance Report**



No.	Applicable Requirement	Compliance Status  (Complied /Not Complied)	Brief explanation for Non Compliance	Corrective actions proposed to avoid non-compliance in future
1	<b>The following Financial statements/accounts have been submitted on due date</b>			
1.1	Annual financial statements	Complied	-	-
1.2	Advance to public officers account	Not Complied	In 2019, Health service was converted to a closed service and the loan balances of the officer who transferred and had to be accounted in the year end.	As the health service is Closed transfer in and out will be minimum for this year.
1.3	Trading and Manufacturing Advance Accounts (Commercial Advance Accounts)	Not Applicable		
1.4	Stores Advance Accounts	Not Applicable		
1.5	Special Advance Accounts	Not Applicable		
1.6	Others	Not Applicable		
2	<b>Maintenance of books and registers (FR445)/</b>			
2.1	Fixed assets register has been maintained and update in terms of Public Administration Circular 267/2018	Complied	-	-
2.2	Personal emoluments register/ Personal emoluments cards has been maintained and update	Complied	-	-
2.3	Register of Audit queries has been maintained and update	Complied	-	-
2.4	Register of Internal Audit reports has been maintained and update	Complied	-	-
2.5	All the monthly account summaries (CIGAS) are prepared and submitted to the Treasury on due date	Complied	-	-

2.6	Register for cheques and money orders has been maintained and update	Complied	-	-
2.7	Inventory register has been maintained and update	Complied	-	-
2.8	Stocks Register has been maintained and update	Complied	-	-
2.9	Register of Losses has been maintained and update	Complied	-	-
2.10	Commitment Register has been maintained and update	Complied	-	-
2.11	Register of Counterfoil Books (GA – N20) has been maintained and update	Complied	-	-
03	<b>Delegation of functions for financial control (FR 135)</b>			
3.1	The financial authority has been delegated within the institute	Complied	-	-
3.2	The delegation of financial authority has been communicated within the institute	Complied	-	-
3.3	The authority has been delegated in such manner so as to pass each transaction through two or more officers	Complied	-	-
3.4	The controls has been adhered to by the Accountants in terms of State Account Circular 171/2004 dated 11.05.2014 in using the Government Payroll Software Package	Not Complied	As per are 26 vacancies in the hospitals and institutions the controls are not been adhered to.	Take necessary steps to proceed as per Circular
4	<b>Preparation of Annual Plans</b>			
4.1	The annual action plan has been prepared	Complied	-	-
4.2	The annual procurement plan has been prepared	Complied	-	-
4.3	The annual Internal Audit plan has been prepared	Complied	-	-
4.4	The annual estimate has been prepared and submitted to the NBD on due date	Complied	-	-
4.5	The annual cash flow has been submitted to the Treasury Operations Department on time	Complied	-	-
5	<b>Audit queries</b>			
5.1	All the audit queries has been replied within the specified time by the Auditor General	Not Complied	It took some time to get the information from hospitals and institution.	Informed the heads of institution to reply

				for the audit quarries in the specified time period
6	<b>Internal Audit</b>			
6.1	The internal audit plan has been prepared at the beginning of the year after consulting the Auditor General in terms of Financial Regulation 134(2)) DMA/1-2019	Complied	-	-
6.2	All the internal audit reports has been replied within one month	Complied	-	-
6.3	Copies of all the internal audit reports has been submitted to the Management Audit Department in terms of Sub-section 40(4) of the National Audit Act No. 19 of 2018	Complied	-	-
6.4	All the copies of internal audit reports has been submitted to the Auditor General in terms of Financial Regulation 134(3)	Complied	-	-
7	<b>Audit and Management Committee</b>			
7.1	Minimum 04 meetings of the Audit and Management Committee has been held during the year as per the DMA Circular 1-2019	Complied	-	-
8	<b>Asset Management</b>			
8.1	The information about purchases of assets and disposals was submitted to the Comptroller General's Office in terms of Paragraph 07 of the Asset Management Circular No. 01/2017	Complied	-	-
8.2	A suitable liaison officer was appointed to coordinate the implementation of the provisions of the circular and the details of the nominated officer was sent to the Comptroller General's Office in terms of Paragraph 13 of the aforesaid circular	Complied	-	-
8.3	The boards of survey was conducted and the relevant reports submitted to the Auditor General on due date in terms of Public Finance Circular No. 05/2016	Not Complied	Due to scarcity of staff and day to day activities of the hospitals, they couldn't able to submit board of survey report	Informed to the institution to submit Board of Survey report on due date.

			on due date in terms Public Finance Circular No.05/2016	
8.4	The excesses and deficits that were disclosed through the board of survey and other relating recommendations, actions were carried out during the period specified in the circular	Not Complied	Since the Board of Survey is delayed of some institutions the actions to be taken for excesses and deficits were couldn't complete on due date.	Informed to all institution to submit Board of Survey report to on due date.
8.5	The disposal of condemn articles had been carried out in terms of FR 772	Complied	-	-
9	<b>Vehicle Management</b>			
9.1	The daily running charts and monthly summaries of the pool vehicles had been prepared and submitted to the Auditor General on due date	Complied		
9.2	The condemned vehicles had been disposed of within a period of less than 6 months after condemning	Not complied	For the first six months of the present year, this has not been done because of COVID 19 situation.	Will be done in the near future.
9.3	The vehicle logbooks had been maintained and updated	Complied		
9.4	The action has been taken in terms of F.R. 103, 104, 109 and 110 with regard to every vehicle accident	Complied		
9.5	The fuel consumption of vehicles has been re-tested in terms of the provisions of Paragraph 3.1 of the Public Administration Circular No. 30/2016 of 29.12.2016	Not complied	For the first six months of the present year, this has not been done because of COVID 19 situation.	Will be done in the near future.
9.6	The absolute ownership of the leased vehicle log books has been transferred after the lease term	Complied		
10	<b>Management of Bank Accounts</b>			
10.1	The bank reconciliation statements had been prepared, got certified and made ready for audit by the due date	Not Complied	Some hospitals and health institutions not sent the bank reconciliation within the due date.	Sent reminders regularly to hospital and other health institutions to send the bank reconciliation within the due date.
10.2	The dormant accounts that had existed in the year under review or since previous years settled	Complied	-	-



10.3	The action had been taken in terms of Financial Regulations regarding balances that had been disclosed through bank reconciliation statements and for which adjustments had to be made, and had those balances been settled within one month	Not complied	Some hospitals and institutions not done the settlements within the time.	Send reminders to hospitals regularly to do the settlements as per financial regulations.
11	<b>Utilization of Provisions</b>			
11.1	The provisions allocated had been spent without exceeding the limit	Not Complied	The limit of the provisions allocated by the treasury for the year. It's not enough to continue compulsory services in our hospitals and not provided extra allocation for newly recruitment and changes	Provide advice to work within the provisions and try to get additional provisions for changes
11.2	The liabilities not exceeding the provisions that remained at the end of the year as per the FR 94(1)	Complied	-	-
12	<b>Advances to Public Officers Account</b>			
12.1	The limits had been complied with	Complied	-	-
12.2	A time analysis had been carried out on the loans in arrears	Complied	-	-
12.3	The loan balances in arrears for over one year had been settled	Not Complied	Due to lack of information	Instruct to take action immediately to recover the unsettled loan balances
13	<b>General Deposit Account</b>			
13.1	The action had been taken as per F.R.571 in relation to disposal of lapsed deposits	Not Complied	As some works not completed, respected parties not requested for the refund of deposits.	Reminders to be sent regularly for the timely action on lapsed deposits.
13.2	The control register for general deposits had been updated and maintained	Complied	-	-
14	<b>Imprest Account</b>			
14.1	The balance in the cash book at the end of the year under review remitted to TOD	Complied	-	-
14.2	The ad-hoc sub imprests issued as per F.R. 371 settled within one month from the completion of the task	Not Complied	Some sub imprests taken were not settled on time.	Circulars and reminders were issued regarding sub imprest

				settlement on time.
14.3	The ad-hoc sub imprests had not been issued exceeding the limit approved as per F.R. 371	Complied	-	-
14.4	The balance of the imprest account had been reconciled with the Treasury books monthly	Complied	-	-
15	<b>Revenue Account</b>			
15.1	The refunds from the revenue had been made in terms of the regulations	Complied	-	-
15.2	The revenue collection had been directly credited to the revenue account without credited to the deposit account	Complied	-	-
15.3	Returns of arrears of revenue forward to the Auditor General in terms of FR 176	Complied	-	-
16	<b>Human Resource Management</b>			
16.1	The staff had been paid within the approved cadre	Maintenance of the staff within the approved staff limits carried out as per the documented information provided in the Central Administrative Branch		
16.2	All members of the staff have been issued a duty list in writing	Relevant units have been advised by circulars to issue duty lists to all staff members and have acted accordingly.		
16.3	All reports have been submitted to MSD in terms of their circular no.04/2017 dated 20.09.2017	Complied		
17	<b>Provision of information to the public</b>			
17.1	An information officer has been appointed and a proper register of information is maintained and updated in terms of Right To Information Act and Regulation	Information officers have been appointed in respect of hospitals /		

		institutions. They have been informed to comply with the Information Act.		
17.2	Information about the institution to the public have been provided by Website or alternative measures and has it been facilitated to appreciate / allegation to public against the public authority by this website or alternative measures	Complied		
17.3	Bi- Annual and Annual reports have been submitted as per section 08 and 10 of the RTI Act	Section 08 is in compliance. Information officers have been informed to comply with Section 10.		
18	<b>Implementing citizens charter</b>			
18.1	A citizens charter/ Citizens client's charter has been formulated and implemented by the Institution in terms of the circular number 05/2008 and 05/2018(1) of Ministry of Public Administration and Management			
18.2	A methodology has been devised by the Institution in order to monitor and assess the formulation and the implementation of Citizens Charter / Citizens client's charter as per paragraph 2.3 of the circular			
19	<b>Preparation of the Human Resource Plan</b>			
19.1	A human resource plan has been prepared in terms of the format in Annexure 02 of Public Administration Circular No.02/2018 dated 24.01.2018.	Min of Health has inherent HRH strategic plan for the period of 2009-2018 which has been aligned with the National Health master plan and global HRH		Min of Health is in process of developing new HRH strategic plan for 2020-2030 and it will be aligned with the National HR policy and HR development circular issued by Min of Public administration.

		strategies; This strategic plan comprehensively cover HR development, planning, management, HR information handling at national and sub national levels		
19.2	A minimum training opportunity of not less than 12 hours per year for each member of the staff has been ensured in the aforesaid Human Resource Plan	A proper scientific Training Needs Analysis has been planned for the PHM category. Targeted training packages for the deficient areas are being developed; After completing TNA for PHM category, it will be carried out for the rest of PSM and Para Medical categories. There is a separate dedicated vote for training allocated under the H/Min allocation	However universal coverage of training for all members of each staff categories is not yet achieved and there is no established monitoring system	It will be considered in development of new training policies and HRH strategic plan for 2020-2030
19.3	Annual performance agreements have been signed for the entire staff based on the format in Annexure 01 of the aforesaid Circular	Annual performance appraisal format, developed internally by the Min of Health is used	However such detailed individual annual activity plan is submitted only by the professional /higher level officers only	It will be considered in the development of action plan for the new HRH strategic plan mentioned in 19.1.

		for performance appraisal		
19.4	A senior officer was appointed and assigned the responsibility of preparing the human resource development plan, organizing capacity building programs and conducting skill development programs as per paragraph No.6.5 of the aforesaid Circular	Human Resource coordination and management Division was established in 2018 and unit is responsible for strategic level implementation of the HR functions. However capacity development and training is directly under the purview of directorate of training with a deputy Director General, education, Training and research to oversee work progress.		
20	<b>Responses Audit Paras</b>			
20.1	The shortcomings pointed out in the audit paragraphs issued by the Auditor General for the previous years have been rectified	Not Complied	Most of the shorting are been rectified.	Take further action to rectify the Shortcomings pointed out by the audit.

END

## List of Abbreviations

A & E	Accident and Emergency
AEFI	Adverse Events Following Immunization
AFC	Anti-Filariasis Campaign
ALP	Anti-Leprosy Programme
AMC	Anti-Malaria Campaign
AMR	Anti-Microbial Resistance
ART	Anti-Retroviral Therapy
BCG	Bacille Calmette-Guerin
BH	Base Hospital
BIMSTEC	Bay of Bengal Initiative for Multi-Sectoral Technical and Economic Cooperation
BEND	Blood Pressure
CBO	Community Based Organizations
CKD	Chronic Kidney Disease
CKDu	Chronic Kidney Disease of Unknown Etiology
CMC	Colombo Municipal Council
CQI	Continuous Quality Improvement
CSTH	Colombo South Teaching Hospital
CTG	Cardiotocography
CWE	Co-operative Wholesale Establishment
DCP	Dengue Control Programme
DD	Deputy Director
DDG	Deputy Director General
DF/DHF	Dengue Fever/ Dengue Haemorrhagic Fever
DGH	District General Hospital
DGH	District General Hospital
DH	Divisional Hospital
DM	Diabetes Mellitus
DMA	Department of Management Audit
DMH	De Soysa Maternity Hospital
DO	Development Assistant
DPT	Diphtheria, Pertussis and Tetanus
DS	Divisional Secretariat
DT	Diphtheria and Tetanus
DTC	Drug and Therapeutics Committee
eIMMR	Electronic Indoor Morbidity and Mortality Record
EIMS	Electronic Information Management System
EMTCT	Elimination of Mother to Child Transmission
EPI	Expanded Programme of Immunization
ESR	Erythrocyte Sedimentation Rate
ETU	Emergency Treatment Unit
F & DI	Food and Drug Inspector
FBS	Fasting Blood Sugar
FCAU	Food Control Administration Unit
FHB	Family Health Bureau
FR	Financial Regulations

GH	General Hospital
GHO	Global Health Observatory
GIS	Geographic Information System
GN	Grama Niladhari
GOSL	Government of Sri Lanka
GPs	General Practitioners
HEO	Health Education Officer
HIV	Human Immunodeficiency Virus
HLC	Healthy Lifestyle Centre
HMA	Health Management Assistant
HPB	Health Promotion Bureau
HPV	Human Papilloma Virus
HQ	Headquarters
HR	Human Resources
HRH	Human Resources for Health
ICD	International Classification of Diseases
ICRC	International Committee of the Red Cross
ICU	Intensive Care Unit
IEC	Information, Education and Training
JMO	Judicial Medical Officers
KOICA	Korea International Corporation Agency
LRH	Lady Ridgeway Hospital
LSCS	Lower Segment Caesarean Section
MA	Management Assistant
MB	Multi-Bacillary
MCR	Micro Cellular Rubber
MCV	Meningococcal Vaccine
MEDARC	Medical Education Development and Research Centre
MH	Mental Health
MLT	Medical Laboratory Technician
MO	Medical Officer
MoH	Ministry of Health
MOH	Medical Officer of Health
MOMCH	Medical Officer of Maternal and Child Health
MOOH	Medical Officers of Health
MRI	Medical Research Institute
MRSA	Methicillin-resistant Staphylococcus aureus
MSD	Medical Supplies Division
MSMIS	Medical Supplies Management Information System
NCD	Non-Communicable Diseases
NCDR	New case Detection Rate
NHSL	National Hospital of Sri Lanka
NIHS	National Institute of Health Sciences
NMRA	National Medicines Regulatory Authority
NO	Nursing Officer
NPTCCD	National Programme for Tuberculosis Control & Chest Diseases

NSACP	National STD/AIDS Control Programme
NTS	Nurses' Training School
OPD	Out Patient Department
OPMD	Oral Potentially Malignant Disorders
OT	Operating Theatre
PDHS	Provincial Director of Health Services
PGH	Provincial General Hospital
PHFO	Public Health Field Officers
PHII	Public Health Inspectors
PHLT	Public Health Laboratory Technicians
PHM	Public Health Midwife
PHNO	Public Health Nursing Officer
PHVS	Public Health Veterinary Services
PLHIV	People Living with HIV
PMCU	Primary Medical Care Unit
PMI	Private Medical Institution
PPA	Programme Planning Assistant
PPO	Programme Planning Officer
PSM	Professions Supplementary to Medicine
RDHS	Regional Director of Health Services
RMO	Regional Malaria Officer
RMSD	Regional Medical Supplies Division
RTI	Right to Information
SARA	Service Availability and Readiness Assessment
SDG	Sustainable development Goals
SL	Sri Lanka
SMI	School Medical Inspection
SMO	Spray Machine Operator
SMS	Short Message Service
SOP	Standard Operating Procedure
SPHID	Supervising Public health Inspector Divisional
STD/ AIDS	Sexually Transmitted Diseases/ Acquired Immune Deficiency Syndrome
TB	Tuberculosis
TH	Teaching Hospital
TNA	Training Needs Analysis
TOD	Treasury Operations Department
TQM	Total Quality Management
UHC	Universal Health Coverage
UK	United Kingdom
UNFPA	United Nations Population Fund
UNICEF	United Nations Children's Fund
USS	Ultra Sound Scan
VPD	Vaccine Preventable Diseases
WHO	World Health Organization
WISN	Workload Indicators of Staffing Need





සෞඛ්‍ය හා දේශීය වෛද්‍ය සේවා අමාත්‍යාංශය  
சுகாதார மற்றும் சுதேச வைத்திய சேவைகள் அமைச்சு  
**Ministry of Health and Indigenous Medical Services**